CODINGS

CODING - A

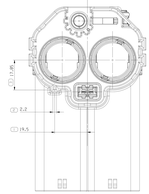

CODING - C

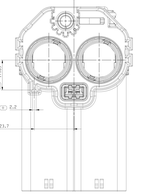

CODING - B

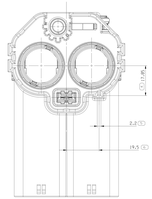

CODING - D

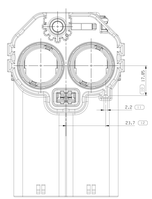

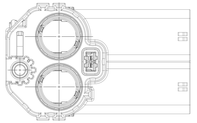

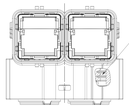

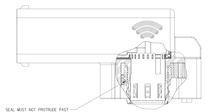



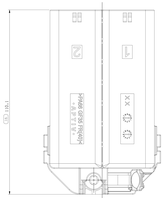

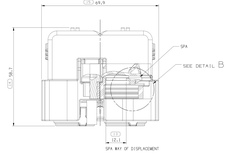

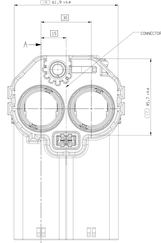

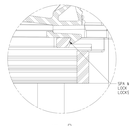

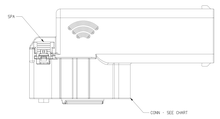

NOTES

1. UNLESS OTHERWISE SPECIFIED AND/OR INDICATED:
   DIMENSIONS ARE TO FACE OF VIEW SHOWN AND
   DIMENSIONS ARE TO CENTER OF FEATURE LOCATION
   (SEE MATH MODEL FOR PRECISE NUMBERING). FOR ALL
   OTHER DIMENSIONS NOT SHOWN BUT REQUIRED FOR TOOL
   BUILD, SEE MATH MODEL FOR PRECISE TOOL PATH DATA.
2. PARTS MUST BE FREE OF DUST, DIRT, CARDBOARD FIBER, LOOSE
   FIBER, OIL, GREASE AND PARTICULATE THAT MAY CAUSE FIT OR
   FUNCTION CONCERNS.
3. PARTS MUST BE PACKAGED IN COMPARTMENTAL CONTAINERS OR TRAYS,
   ENCLOSED IN CLEAN POLYETHYLENE BAGS.
4. WIRING HARNESS MANUFACTURER SHALL PERFORM A SEAL LEAK CHECK
   ON THE CONNECTOR ASSEMBLY AFTER TERMINAL LOADS AND ASSEMBLED
   TO VERIFY PROPER CONNECTOR SEAL AND CABLE SEAL POSITIONS.
5. ROUGH ALL FACES.
   ROUGHNESS: RTM 00002 (T) ACC TO DIN EN 60068-2-10:2008!
6. MATING DEVICES SEE IN INTERFACE DRAWING NO.: 35229241.
7. ONLY RECOMMENDED CABLE ACC. TO 1214-21.
   ALL CABLE SUPPLIERS/VENDORS ARE ACCEPTABLE.
   ALL CABLE SUPPLIERS/VENDORS SUB MUST BE VALIDATED.
8. WEIGHT INFORMATION IS ONLY FOR REFERENCE.

POS	PART-NO.	REV	DESCRIPTION	QTY.	MATERIAL	COLOR	MASS WEIGHT(G)
A	35210954	--	FEMALE HOUSING ASSEMBLY, CODE A	--	--	--	155,71
1	35210956	--	FEMALE HOUSING, CODE A	1	POLYAMIDE BLEND	ORANGE	
2	35210958	--	CONN SEAL	2	RUBBER	GREEN	
3	35210959	--	FEMALE UPPER SHIELDING	2	COPPER ALLOY	--	
4	35210960	--	SEAL RETAINER	2	POLYAMIDE BLEND	BLACK	
5	35210966	--	SPA	1	POLYAMIDE BLEND	RED	
6	35210967	--	FEMALE BOTTOM SHIELDING	2	COPPER ALLOY	--	
7	35210973	--	INSULATION HOUSING	2	POLYAMIDE BLEND	BLACK	
8	35210962	--	HVIL SEAL	1	RUBBER	GREEN	
9	35210961	--	HVIL SEAL RETAINER	1	POLYAMIDE BLEND	BLACK	
10	33296962	--	SHUNT	1	COPPER ALLOY	--	
11	35197272	--	BUSHING 6AM	1	STEEL	--	
12	35210574	--	SCREW M6x20	1	STD	--	
B	35210955	01	FEMALE HOUSING ASSEMBLY, CODE B	--	--	--	155,71
1	35210957	--	FEMALE HOUSING, CODE B	1	POLYAMIDE BLEND	ORANGE	
2	35210958	--	CONN SEAL	2	RUBBER	GREEN	
3	35210959	--	FEMALE UPPER SHIELDING	2	COPPER ALLOY	--	
4	35210960	--	SEAL RETAINER	2	POLYAMIDE BLEND	BLACK	
5	35210966	--	SPA	1	POLYAMIDE BLEND	RED	
6	35210967	--	FEMALE BOTTOM SHIELDING	2	COPPER ALLOY	--	
7	35210973	--	INSULATION HOUSING	2	POLYAMIDE BLEND	BLACK	
8	35210962	--	HVIL SEAL	1	RUBBER	GREEN	
9	35210961	--	HVIL SEAL RETAINER	1	POLYAMIDE BLEND	BLACK	
10	33296962	--	SHUNT	1	COPPER ALLOY	--	
11	35197272	--	BUSHING 6AM	1	STEEL	--	
12	35210574	--	SCREW M6x20	1	STD	--	
C	35361210	01	FEMALE HOUSING ASSEMBLY, CODE C	--	--	--	155,71
1	35308274	--	FEMALE HOUSING, CODE C	1	POLYAMIDE BLEND	ORANGE	
2	35210958	--	CONN SEAL	2	RUBBER	GREEN	
3	35210959	--	FEMALE UPPER SHIELDING	2	COPPER ALLOY	--	
4	35210960	--	SEAL RETAINER	2	POLYAMIDE BLEND	BLACK	
5	35210966	--	SPA	1	POLYAMIDE BLEND	RED	
6	35210967	--	FEMALE BOTTOM SHIELDING	2	COPPER ALLOY	--	
7	35210973	--	INSULATION HOUSING	2	POLYAMIDE BLEND	BLACK	
8	35210962	--	HVIL SEAL	1	RUBBER	GREEN	
9	35210961	--	HVIL SEAL RETAINER	1	POLYAMIDE BLEND	BLACK	
10	33296962	--	SHUNT	1	COPPER ALLOY	--	
11	35197272	--	BUSHING 6AM	1	STEEL	--	
12	35210574	--	SCREW M6x20	1	STD	--	
D	35361211	01	FEMALE HOUSING ASSEMBLY, CODE D	--	--	--	155,71
1	35308275	--	FEMALE HOUSING, CODE D	1	POLYAMIDE BLEND	ORANGE	
2	35210958	--	CONN SEAL	2	RUBBER	GREEN	
3	35210959	--	FEMALE UPPER SHIELDING	2	COPPER ALLOY	--	
4	35210960	--	SEAL RETAINER	2	POLYAMIDE BLEND	BLACK	
5	35210966	--	SPA	1	POLYAMIDE BLEND	RED	
6	35210967	--	FEMALE BOTTOM SHIELDING	2	COPPER ALLOY	--	
7	35210973	--	INSULATION HOUSING	2	POLYAMIDE BLEND	BLACK	
8	35210962	--	HVIL SEAL	1	RUBBER	GREEN	
9	35210961	--	HVIL SEAL RETAINER	1	POLYAMIDE BLEND	BLACK	
10	33296962	--	SHUNT	1	COPPER ALLOY	--	
11	35197272	--	BUSHING 6AM	1	STEEL	--	
12	35210574	--	SCREW M6x20	1	STD	--	

SYMBOL DEFINITION	
X DIMENSION WITHOUT AN INSPECTION REPORT SYMBOL CODE DOES NOT REQUIRE INSPECTION. IT MAY BE CONTROLLED ON THE INDIVIDUAL COMPONENT DRAWING.	MISSING SYMBOLS NO MISSING SYMBOL NUMBER

TOTAL NO OF INSPECTIONS REQUIRED	18
TOTAL NO. OF LOC NO.	18

REVISION HISTORY					
ZONE	REVISION	DATE	DRAWN	APPD	ECO NUMBER
DELPHIAE	A	21			

CREATED PART DRAWING

ALPH	44027
SCALE	NA

ASSEMBLY EXPLODED VIEW

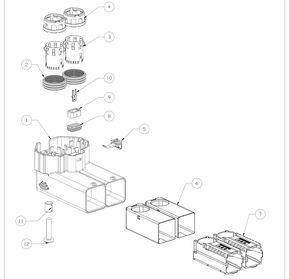

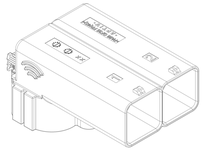

PROPRIETARY TO APTIV SERVICES GROUP. REPRODUCTION WITHOUT WRITTEN CONSENT IS PROHIBITED.

CONTACT APTIV SALES TO OBTAIN AVAILABILITY.

TITLE	PART DRAWING
SIZE	D
DRAW NO	SEE CHART
REV	

THIS DOCUMENT CONTAINS INFORMATION PROPRIETARY TO APTIV. THE RECEIPT OR POSSESSION OF THIS DOCUMENT DOES NOT CONVEY RIGHTS TO REPRODUCE OR DISCLOSE ITS CONTENTS, OR TO MANUFACTURE, USE, OR SELL ANYTHING THAT IT MAY DESCRIBE, IN WHOLE OR IN PART, WITHOUT THE SPECIFIC WRITTEN AUTHORIZATION OF APTIV.

DATE	
DRAWN	21 SEP 2021
CHECKED	21 SEP 2021
ENGINEERING	21 SEP 2021
QUALITY	21 SEP 2021
PRODUCT ENGINEERING	21 SEP 2021
MANUFACTURING	21 SEP 2021
SERVICE	
MATERIAL	
PROCESS	
APPROVALS	
CUSTOMER	
CUSTOMER DRAWING NUMBER	
SEE DRAWING	
DRAWING TITLE	TXX1 HSW CONN - A/P
DRAWING NUMBER	35228841

UNLESS OTHERWISE SPECIFIED DIMENSIONS ARE IN MM
TOLERANCES: ±0,4 ±0,05
DIMENSIONS ARE TO ALL BEFORE PLATING

THIRD ANGLE PROJECTION

SIZE A4 SHEET 1 OF 1

APTIV
CONNECTION SYSTEMS
Aptiv PLC
Dublin, Ireland
THIS DOCUMENT CONTAINS INFORMATION PROPRIETARY TO APTIV. THE RECEIPT OR POSSESSION OF THIS DOCUMENT DOES NOT CONVEY RIGHTS TO REPRODUCE OR DISCLOSE ITS CONTENTS, OR TO MANUFACTURE, USE, OR SELL ANYTHING THAT IT MAY DESCRIBE, IN WHOLE OR IN PART, WITHOUT THE SPECIFIC WRITTEN AUTHORIZATION OF APTIV.

35228841

Mouser Electronics

Authorized Distributor

Click to View Pricing, Inventory, Delivery & Lifecycle Information:

Aptiv:
35210554