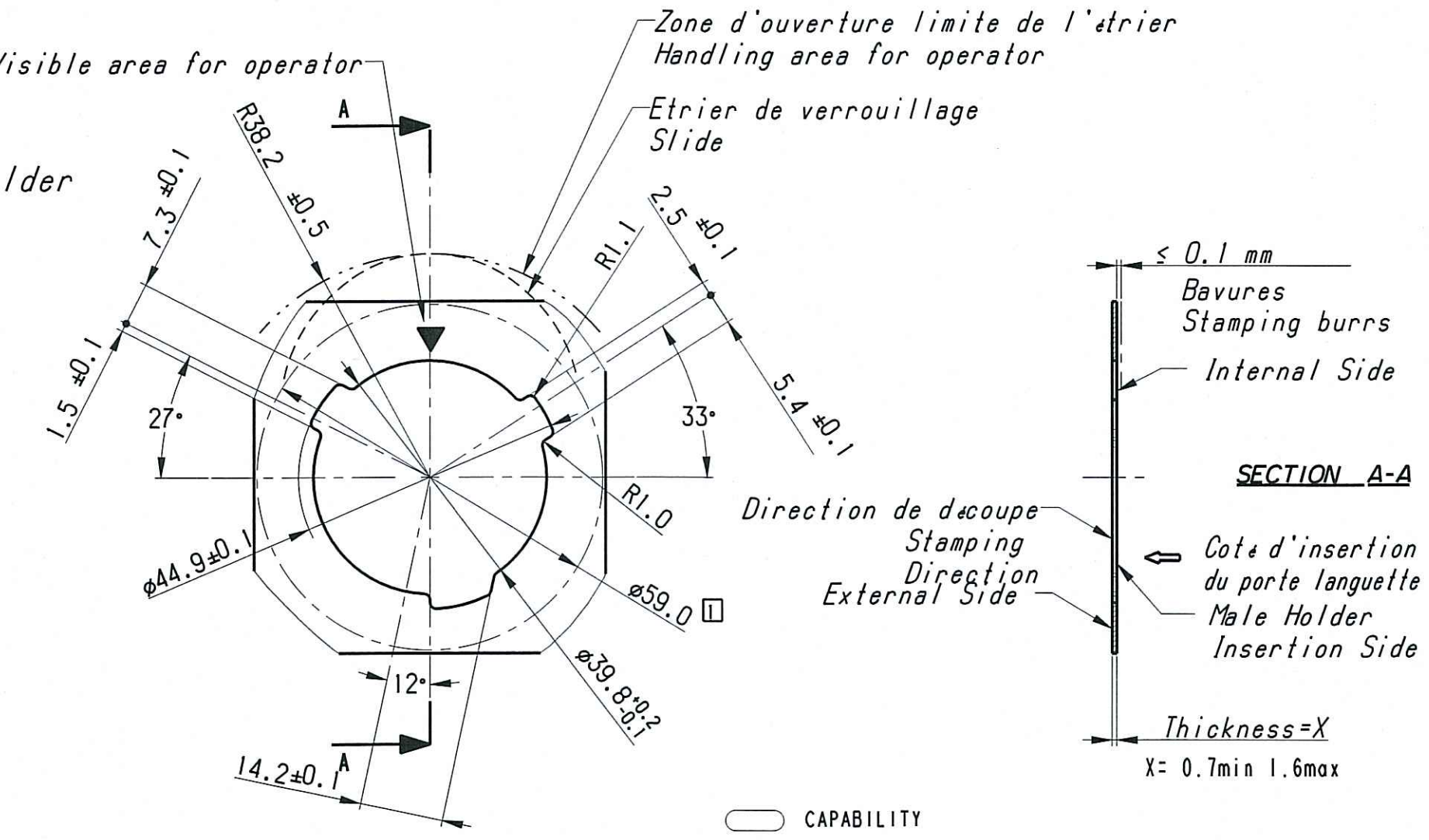
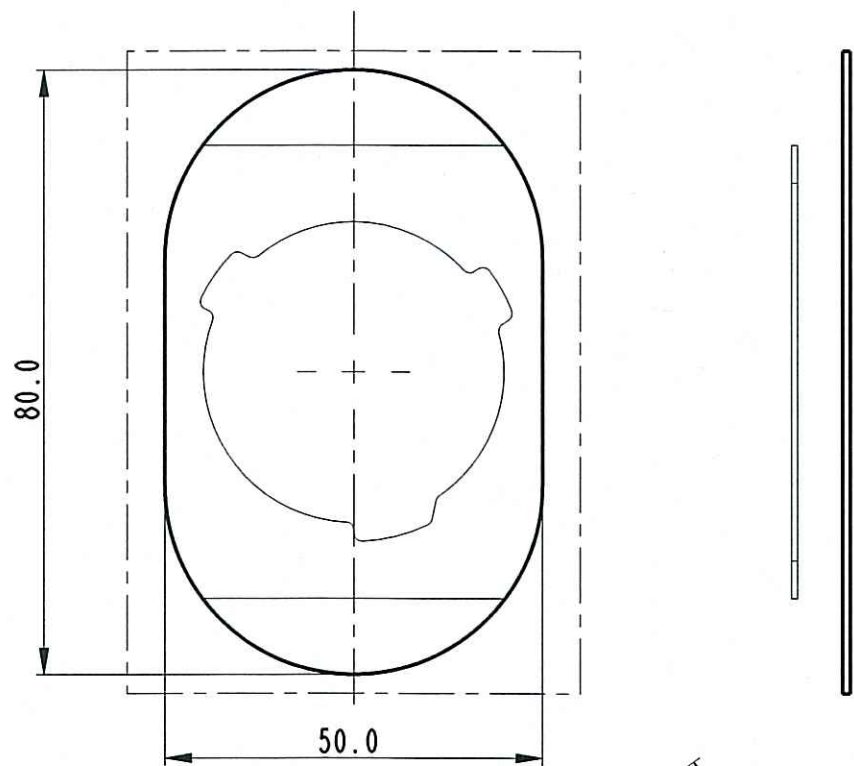


NOTE: Decoupe tole polarise e pour l'accrochage du porte languette

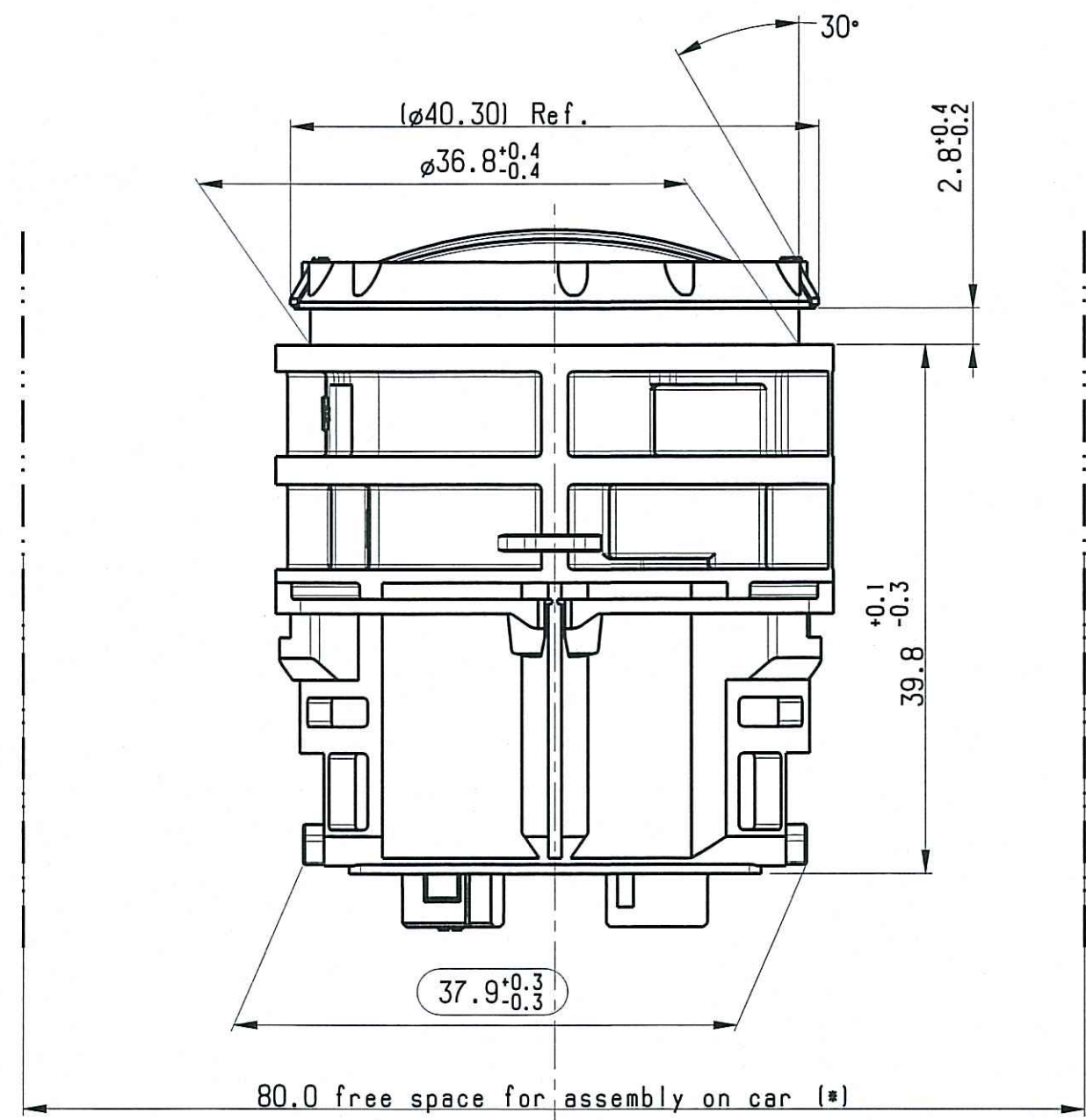
Detail: Free area on the back of Male Holder



Cavity 1.5 in accordance with STE9628905099
 Cavity 2.8 in accordance with STE9628905099

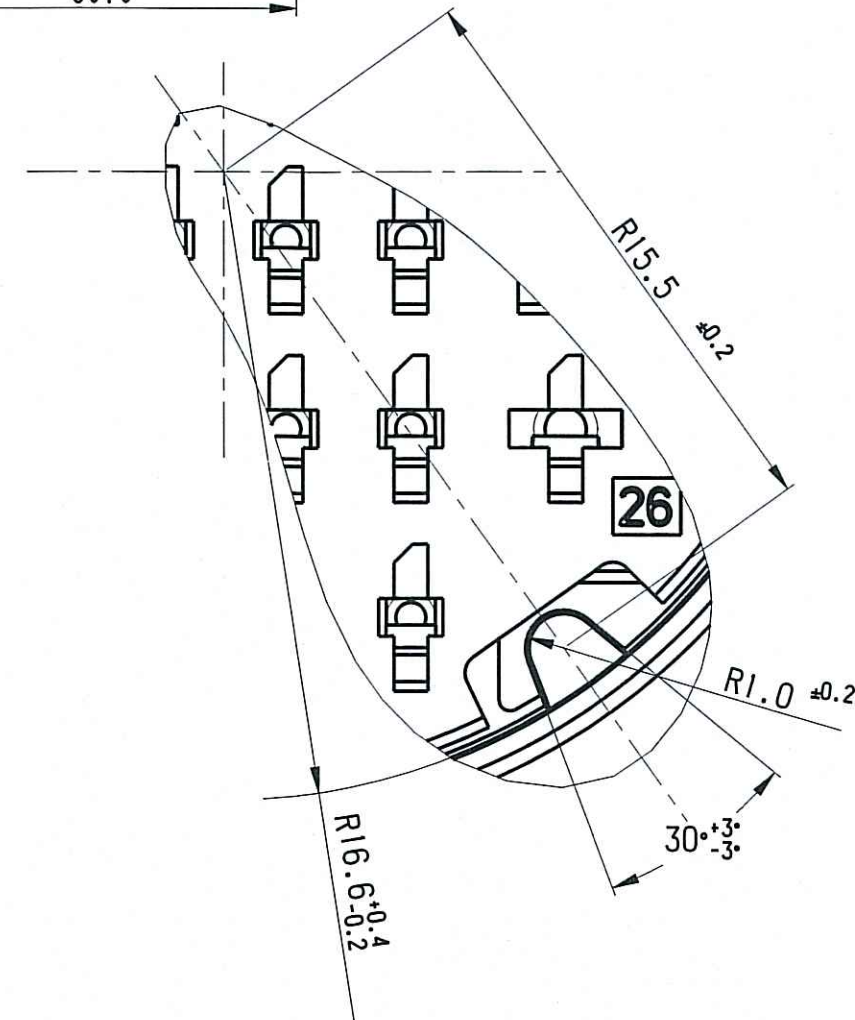
□ Clearance Area for External Gasket, after mating Male and Female Holder.
 - For use and mating operation : see spec. PU01734V

**STRICTLY
CONFIDENTIAL**



(* For information

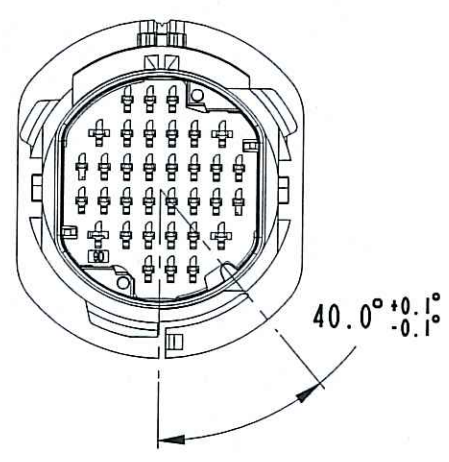
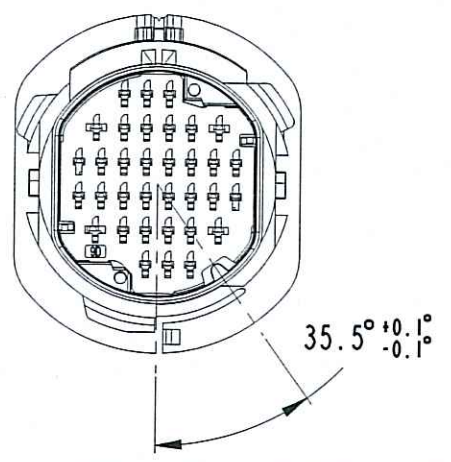
Note: Minimum external diameter authorized of wire :
 for 1.5 terminal = 1.40 mm. for 2.8 terminal = 1.75 mm



DETAIL X
SCALE 5/1

03/11	10/02/11	09	-	ADDED DETAIL OF FIXING DEVICE (SHEET 2/2)	DT	MYC
ECN-NO. NUMERO -ECN	DATE DATA	REVISION REVISIONE	POSITION POSIZIONE	CHANGE DESCRIPTION DESCRIZIONE MODIFICA	DRAWN BY DISEGNATORE	CHK. BY CONTROLLATO
PRODUCT SPEC. SPEC. DI PRODOTTO	PACKAGING SPEC. SPEC. DI IMBALLAGGIO	APPLICATION SPEC. SPEC. DI APPLICAZIONE	THIS DRAWING AND ALL OTHER INFORMATION CONTAINED THEREIN IS PROPRIETARY AND THE PROPERTY OF FCI. This drawing may not be copied, reproduced or disclosed to any third party without the expressed written permission of FCI. QUESTO DISEGNO ED OGNI ALTRA INFORMAZIONE IN ESSO CONTENUTA SONO ESCLUSIVI E DI PROPRIETA' DELLA FCI. Questo disegno non puo' essere copiato, riprodotto o divulgato a terzi senza l'espresso consenso scritto della FCI. © FCI April 1999			
TOLERANCES TOLLERANZE	± 0.1 mm. 1 ± 0.5°	MATERIAL MATERIALE	see note	SURFACE FINISH FINITURA SUPERFICIALE	see note	see note
COUNTERPART N°. CONTROPARTE N°.	DATE DATA	NAME NOME	TITLE DESCRIZIONE	LOC. CODE NAZIONALITA'	IT	CAD SYSTEM
DO NOT SCALE DRAWING DISEGNO FUORI SCALA	DATE DATA	NAME NOME	TITLE DESCRIZIONE	LOC. CODE NAZIONALITA'	IT	ISO PROJECTION PROIEZIONE ISO
DRAWN BY DISEGNATORE	18/4/01	F. Girard	DOOR TO BODY 34 WAYS ASSY MALE HOLDER	DRAWING NUMBER NUMERO DISEGNO	FSD 309253	pro / eng.
CHECKED BY CONTROLLATO	18/4/01	PC. Bigotio		FILE NAME NOME FILE	FSD309253	ONE SIZE FORMATO
APPROVED BY APPROVATO						DWG SITE FORMATO
						A2
						1
						2
						SCALE SCALA
						1:1

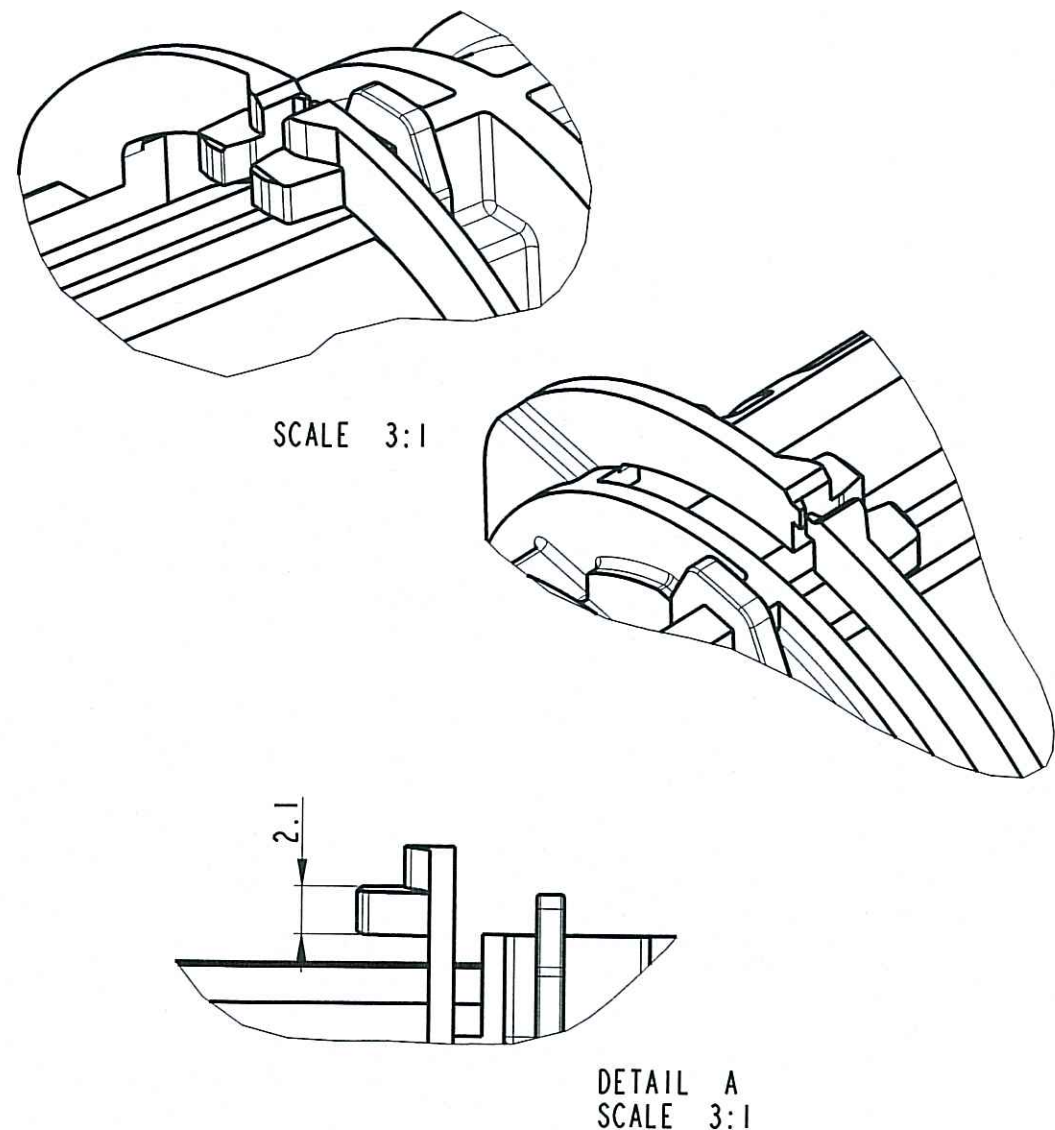
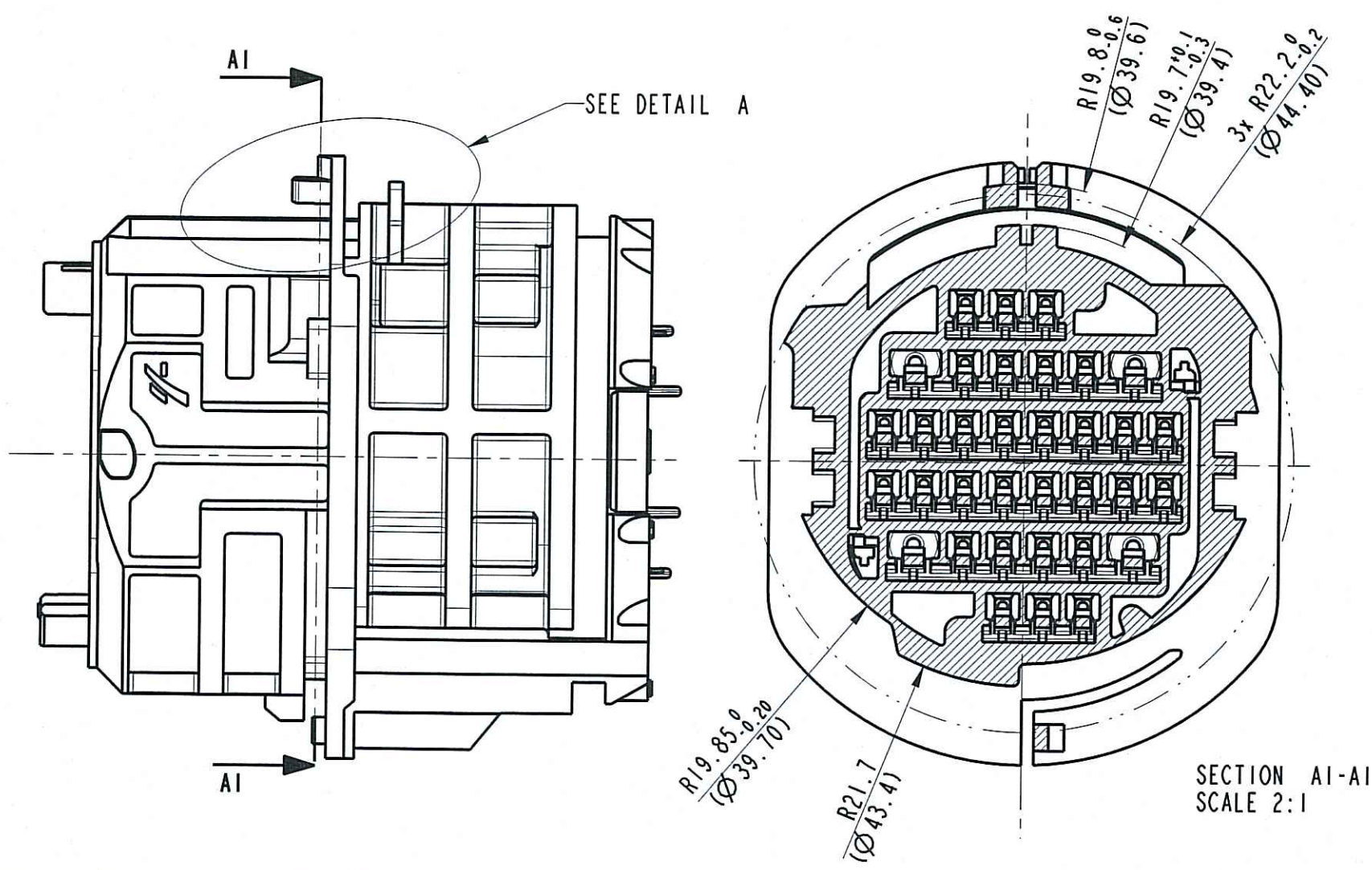
BODY	211PLPA34BKDB	PA6 30 GF	BLACK	
	211PLPA34GYDB	PA6 30 GF	GREY	
GROMMET STOP	211PLPE34BKDB	PBT NATURAL	BLACK	34 WAYS
	211PLPE1040RGDB	PBT NATURAL	ORANGE	14 WAYS
	211PLPE184BNCDB	PBT NATURAL	BROWN	22 WAYS
GROMMET	211PLSY34RDGR	SYLICON RUBBER	RED	
SEC. LOCK FRONT	211PLPE34YESLFB	PBT 10 GF	YELLOW	
SEC. LOCK REAR	211PLPE34YESLRB	PBT 10 GF	YELLOW	
DESCRIPTION	PART NUMBER	MATERIAL	COLOUR	



	BLACK	GREY
34 WAYS	211 PL 34 9 S 0 033	211 PL 34 9 S 8 033
14 WAYS	211 PL 34 9 S 0 034	211 PL 34 9 S 8 034
22 WAYS	211 PL 34 9 S 0 035	211 PL 34 9 S 8 035

	34 WAYS	14 WAYS	22 WAYS
CAVITIES OPEN	ALL CAVITIES	3.4.5.8.9.10.17.18 25.26.27.30.31.32	1.2.3.4.5.8.9.10.11 16.17.18.19.24.25.26 27.30.31.32.33.34

FIXING DEVICE TO METAL PART



- ALVEOLE SUIVANT STE 9630196299
- POSITION ALVEOLE SUIVANT STE 9638439099
- CONDITIONNEMENT SUIVANT NORME E7303150G
- MASS DU PRODUIT LIVRABLE =45 gr.
- PRODUCT IN ACCORDANCE WITH 9638438999

CONNETIQUE SICMA

STRICTLY CONFIDENTIAL

03/11	10/02/11	09	ADDED DETAIL OF FIXING DEVICE (SHEET 2/2)	
ECN-NO. NUMERO -ECN	DATE DD / MM / YY DATA	REVISION REVISIONE	POSITION POSIZIONE	CHANGE DESCRIPTION DESCRIZIONE MODIFICA
see note		see note		
PRODUCT SPEC. SPEC. DI PRODOTTO	PACKAGING SPEC. SPEC. DI IMBALLAGGIO	APPLICATION SPEC. SPEC. DI APPLICAZIONE	THIS DRAWING AND ALL OTHER INFORMATION CONTAINED THEREIN IS PROPRIETARY AND THE PROPERTY OF FCI. This drawing may not be copied, reproduced or disclosed to any third party without the expressed written permission of FCI. QUESTO DISEGNO ED OGNI ALTRA INFORMAZIONE IN ESSO CONTENUTA SONO ESCLUSIVI E DI PROPRIETA' DELLA FCI. Questo disegno non puo' essere copiato, riprodotto o divulgato a terzi senza l'espresso consenso scritto della FCI.	
TOLERANCES TOLLERANZE	± 0.1 mm. / ± 0.5	MATERIAL : MATERIALE	see note	SURFACE FINISH FINITURA SUPERFICIALE
COUNTERPART Nr. CONTROPARTE Nr.		COLOUR : COLORE		
DO NOT SCALE DRAWING DISEGNO FUORI SCALA		TOOL NO. NOME		LOC. CODE NAZIONALE ITA
DRAWN BY DISEGNATORE	18/4/01	F. Girard	DRAWING NUMBER NUMERO DISEGNO	
CHECKED BY CONTROLLATO	18/4/01	PC. Bigello	FSD 309253	
APPROVED BY APPROVATO			FRA 713	
ESH NO NUMERO ESR			see table	
CAT. NO. NUMERO CAT.			FSD309253	
FILE NAME NOME FILE			SCALE SCALA 1:1	

Mouser Electronics

Authorized Distributor

Click to View Pricing, Inventory, Delivery & Lifecycle Information:

[Aptiv:](#)

[10889065](#)