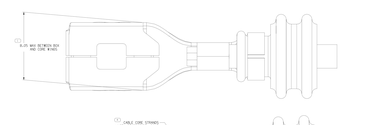

TERMINAL CABLE ALIGNMENT
SCALE 5/1

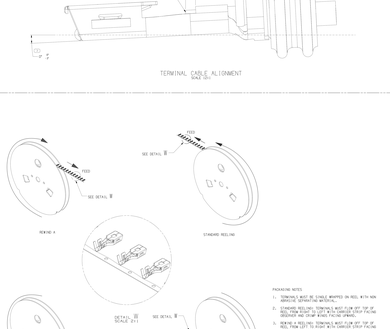

SPLICE AND REEL SPECIFICATIONS
SCALE 1/1

PACKAGING NOTES

1. TERMINALS MUST BE SINGLE WRAPPED ON REEL WITH NON-CONDUCTIVE TAPE OVER THE TOP.
2. STANDARD REELING: TERMINALS BUILT FOR LEFT TOP OF REEL FROM BOTTOM TO LEFT WITH TAPERED CROMP FACING OUTWARD AND CROMP WIRES FACING UPWARD.
3. REWIND A REELING: TERMINALS BUILT FOR LEFT TOP OF REEL FROM BOTTOM TO LEFT WITH TAPERED CROMP FACING OUTWARD AND CROMP WIRES FACING UPWARD.
4. REWIND B REELING: TERMINALS BUILT FOR LEFT BOTTOM OF REEL FROM BOTTOM TO LEFT WITH TAPERED CROMP FACING OUTWARD AND CROMP WIRES FACING UPWARD.
5. REWIND C REELING: TERMINALS BUILT FOR LEFT BOTTOM OF REEL FROM BOTTOM TO LEFT WITH TAPERED CROMP FACING OUTWARD AND CROMP WIRES FACING UPWARD.
6. FULL REEL WEIGHT NOT TO EXCEED 20LBS.
7. CUSTOMER REQUEST FOR REWIND PARTS WILL INCLUDE ALTERN.# AT THE END OF THE FULL OF MATERIAL (S.O.N.: 3707625-ALTERN.#) AND THE CUSTOMER WORK ITEM NUMBER (CWI#) ITEM NUMBER. REFERENCE WORK ITEM NUMBER THEN "PART NUMBER" FOR CUSTOMER SPECIFICATION WILL BE AVAILABLE FOR ALL CUSTOMER PART NUMBERS.

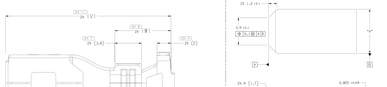

RECOMMENDED MATING BLADE CONFIGURATION

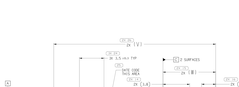

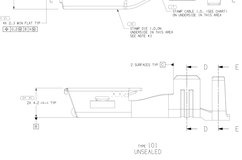

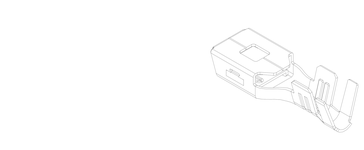

NOTES

1. UNLESS OTHERWISE SPECIFIED INDICATED:
   DIMENSIONS ARE TO FACE OF SIDE CORNER AND AUTOMATICALLY ROUNDED BY CRIMPER FOR INSPECTION. DIMENSIONS ARE TO FACE OF SIDE CORNER AND AUTOMATICALLY ROUNDED BY CRIMPER FOR INSPECTION. STOCK CHAMFERS NOT SHOWN BUT REQUIRED FOR SAFE HANDLING. ALL DIMENSIONS APPLY BEFORE PLATING.
2. RECOMMENDED MATING BLADE PER LOCAR STANDARD CROMP-001.
3. "FRONT" INDICATES "PIN" PLUS LAST TWO DIGITS OF WIRE SIZE (EXCEPT #2 WIRE SIZE).
4. CORRUGATED GROVE-STAMP (S) IS LOCATED ON THIS EXTERIOR SURFACE. LOCATED BY STAMP, ASSEMBLY, INSPECTION, OR MATING BLADE. THIS SECTION TOOLING MAY BE REQUIRED.
5. AFTER MANUFACTURE, DO NOT PRIME, TEST, OR OVERMOLD CONTACT THE CORRUGATED GROVE (S) OR THE CRIMPED WIRE BARREL. THE CORRUGATED GROVE (S) MUST REMAIN UNCONTAMINATED TO PROVIDE A GAS TIGHT CONNECTION. CONTAMINATION WILL COMPROMISE THE PERFORMANCE OF THE ELECTRICAL INTERFACE.
6. PLATING TYPE:
   HOT DIP TIN (L) - 1.0 UM THICK
   NICKEL (L2) - 2.5UM UM THICK
   GOLD (L1) - 0.13UM UM THICK (OVER NICKEL)
   UNDERCUT - 1.0 UM UM THICK
   SELECTIVE GOLD (L3) - 0.13UM UM THICK WITH SELECTIVE GOLDUM WITH HOT DIP PLATING OVER NICKEL UNDERCUT - 1.0 UM UM THICK
   (L4) - SELECTIVE GOLD (L3) - 0.13UM UM THICK WITH SELECTIVE GOLDUM WITH HOT DIP PLATING OVER NICKEL UNDERCUT - 1.0 UM UM THICK
   PLATING TYPE INFORMATION SHOWN ABOVE IS REFERENCE ONLY. PLATING REQUIREMENTS ARE CONTAINED IN APPLICABLE MATERIAL SPECIFICATIONS.
7. X DENOTES DIMENSIONS MADE AT CUT-OFF AND CROMP-SIDE.
8. FOR ANGLE (A) BETWEEN SURFACE MATERIAL (CONTACTS)(CONTACT BLADE) THE BLADE BOTTOM SURFACE.
9. TERMINAL SYMETRICAL ABOUT CENTERLINE EXCEPT #2 SHOWN.
10. THIS TERMINAL IS COMMERCIAL ABOUT CONTACT CENTERLINE ORIENTATION. THIS TERMINAL IS SYMETRICAL ABOUT THE CONTACT ORIENTATION THIS TERMINAL IS SYMETRICAL ABOUT THE CONTACT ORIENTATION.
11. REFERENCE ONLY FOR SPECIFIC CABLE SEAL INFORMATION, PLEASE USE THE CONNECTION SYSTEM FOR THE LATEST SEAL.
12. SEE SUP # FOR LATEST CROMP INFORMATION. CONTACT WITH REPRESENTATIVE FOR THE LATEST CROMP INFORMATION.

QUALITY CUSTOMER INSPECTION REQUIREMENTS (ISO 9001:2000 / AS9100 REV. B)	
CUSTOMER SPECIFIED SAMPLING PLAN	
INSPECTION SYMBOL	ZONE
X1	0.00
X2	0.00
X3	0.00
X4	0.00
X5	0.00

SYMBOL DEFINITION		
X = DENOTES IN PROCESS AND INSPECTION REPORT SYMBOL. X.1 DENOTES IN PROCESS INSPECTION REPORT SYMBOL. X.2 DENOTES FINAL INSPECTION REPORT SYMBOL.	TOTAL NO. OF INSPECTION REPORTS REQUIRED:	X1
	LAST NO. USED:	X2

REVISIONS																		
REV	DATE	DESCRIPTION	DRAWN	CHECKED	APPROVED	REV	DATE	DESCRIPTION	DRAWN	CHECKED	APPROVED	REV	DATE	DESCRIPTION	DRAWN	CHECKED	APPROVED	REV	DATE	DESCRIPTION	DRAWN	CHECKED	APPROVED
A	2007-12-07	ECO# 7706 - UPDATED VALUES ON CROMP CONTACTS AND CROMP SIZE ADDED TO CONTACTS. ADDED ALL CROMP VALUES. ADDED CROMP CONTACT SIZE. CHANGED CONTRUCTION FLOW TO CROMP CROMP VALUES.																					

Mouser Electronics

Authorized Distributor

Click to View Pricing, Inventory, Delivery & Lifecycle Information:

Aptiv:
33351034