


Safety Magnetic Sensors

Rectangular Safety Magnetic Sensors

Types SMS01, SMS02

CARLO GAVAZZI



- Suitable for applications in safety category 4 in accordance with EN ISO13849-1:2015 when connected to appropriate safety devices
- 1 NO + 1 NC outputs
- Cable output connection
- Rectangular housing
- Multiple Flux coding
- LED indication (SMS02LD only)
- Series resistor on NO contact (SMS02S1 only)
- In compliance with CEI EN 60947-5-3:2000

Product Description

The safety magnetic sensors are particularly addressed to the safety gates that allow the entry to machines with dangerous movements. SMS, when connected to appropriate safety devices, can be in safety category 4 in

accordance with EN ISO13849-1:2015. They are provided with two contacts, 1 NO + 1 NC. The SMS02S1 model has a series resistor on NO contact to avoid reed welding problems. The SMS02LD model has a LED for signalling.

Ordering Key

SMS 02 LD

Safety magnetic sensor

Contact type

Other features

Type Selection

Outputs	Operating distance	LED indication	Item code (CE)	Item code (CE, UL)
1 NO + 1 NC	10 mm	No	SMS 01	SMS AP 11 AA 02M
1 NO + 1 NC	20 mm	No	SMS 02	SMS AP 11 AB 02M
1 NO + 1 NC	20 mm	Yes	SMS 02 LD	
1 NO + 1 NC	20 mm	No	SMS 02 S1	

Output Specifications

Outputs	Category 4 (EN ISO13849-1:2015) 1 NO + 1 NC	Contact ratings (UL versions only) Rating AC Max. switching Voltage Max. switching Current Max. switching Power Rating DC Max. switching Voltage Max. switching Current Max. switching Power Series resistor (NO contact) SMS02S1	120 VAC 0.1 A g.p. 12 VA 50 VDC 0.25 A 12.5 W R = 39 Ω, 2 W
Output connection SMS01, SMS02xx SMSAP11xx02M	Cable Cable (PVC, AWG26, L= 2m 4 X 0,15 mm ²) Cable (PVC, AWG24, L= 2m 4 X 0,15 mm ²)		
Contact ratings (CE versions only) Max Switching Voltage Max Switching Current Max Switching Power	100 VAC 0.25 A 5 VA		

General Specifications

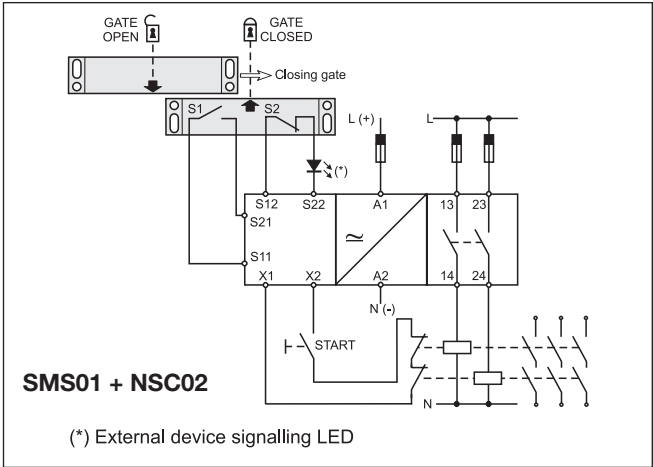
Operating distance ON SMS01, SMSAP11AA02M SMS02xx, SMSAP11AB02M	10 ± 3 mm 20 ± 3 mm	Suitable magnetic unit CLS CLSD88PM0 (cULus listed)
Release distance OFF SMS01, SMSAP11AA02M SMS02xx, SMSAP11AB02M	15 ± 3 mm 30 ± 5 mm	Misalignment max ± 4 mm
Reset distance SMS01, SMSAP11AA02M SMS02xx, SMSAP11AB02M	20 ± 3 mm 35 ± 5 mm	Housing Dimensions Material SMS01, SMS02xx SMSAP11xx02M
		88 x 25 x 13 mm ABS PBT
		Weight Approx. 70 g



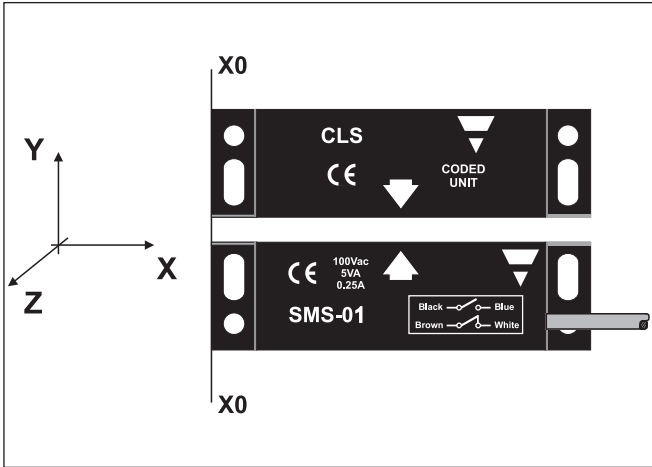
General Specifications (cont.)

Environment		Approvals		
Degree of protection	IP 67	SMSAP11xx02M	cULus listed (UL508)	
Operating temperature	-25 to +70 °C	CE-marking	Yes	
Storage temperature	-25 to +70 °C			
Indication for				
Gate open (SMS02LD)	LED, red			

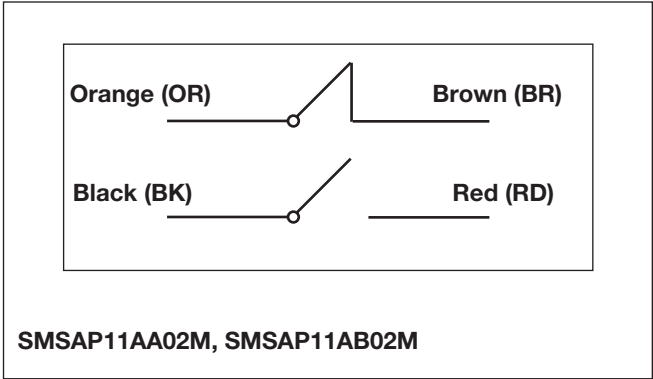
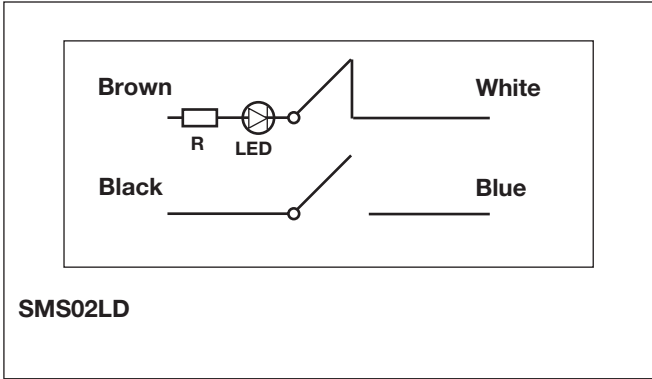
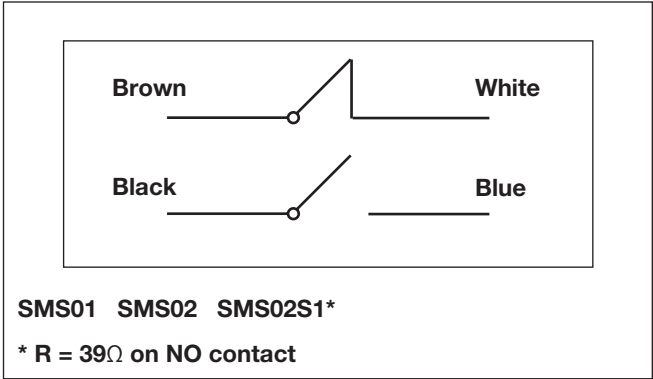
Application



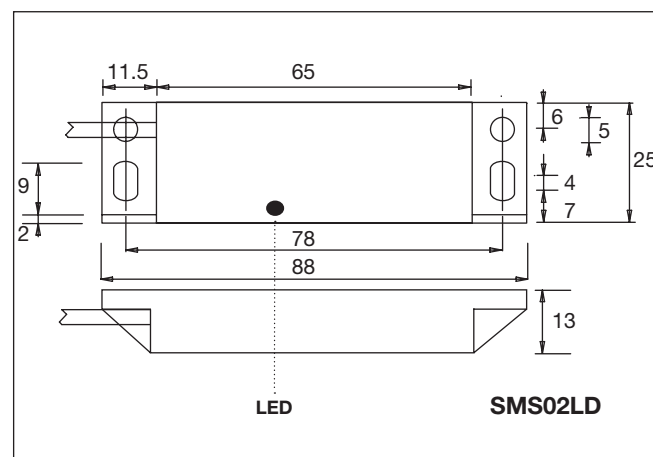
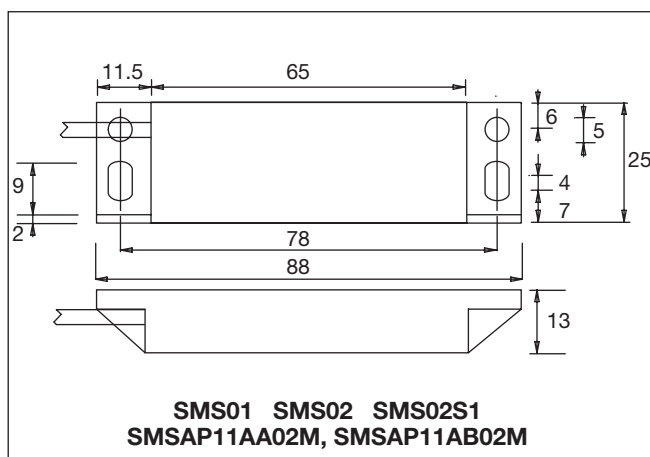
Operating Directions



Wiring Diagrams



Dimensions



Mouser Electronics

Authorized Distributor

Click to View Pricing, Inventory, Delivery & Lifecycle Information:

[Carlo Gavazzi:](#)

[SMS02S1](#)