

Photoelectrics Diffuse-reflective Type PD30CTD10..SA

CARLO GAVAZZI



- Miniature sensor range
- Range: 1 m
- Sensitivity adjustment by top potentiometer
- Modulated, red light 625 nm
- Supply voltage: 10 to 30 VDC
- Output: 100 mA, NPN or PNP preset
- Make and break switching function
- LED indication for output, stability and power ON
- Protection: reverse polarity, short circuit and transients
- Excellent EMC performance



Product Description

The PD30CTD10 sensor family comes in a compact 10 x 30 x 20 mm reinforced PMMA/ABS housing. The sensors are useful in applications where high-accuracy detection as well as small size is required. Compact housing and high power LED for excellent performance-size ratio.

The potentiometer function for adjustment of the sensitivity makes the sensors highly flexible. The output type is preset (NPN or PNP), and the output switching function is NO and NC output.

Ordering Key

PD30CTD10NASA

Type	_____
Housing style	_____
Housing size	_____
Housing material	_____
Housing	_____
Detection principle	_____
Sensing distance	_____
Output type	_____
Output configuration	_____
Sensitivity adjustment	_____

Type Selection

Housing W x H x D	Range S _n	Connection	Ordering no. NPN Make and break switching	Ordering no. PNP Make and break switching
10 x 30 x 20 mm	1000 mm	Cable	PD 30 CTD 10 NASA	PD 30 CTD 10 PASA

Specifications EN 60947-5-2

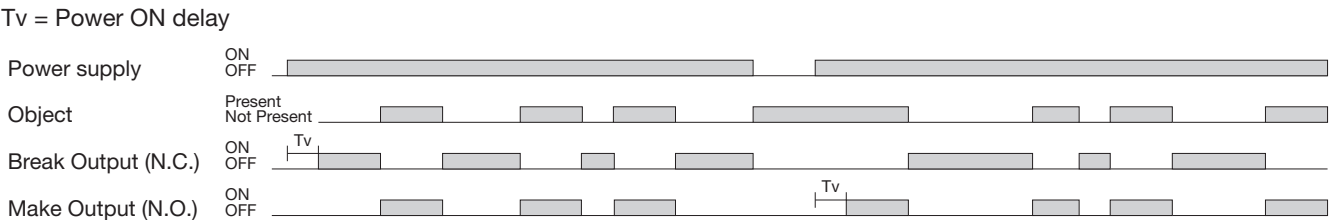
Rated operating distance (S_n)	Up to 1 m, reference target Kodak test card R27, white, 90% reflective, 200 x 200 mm	Voltage drop (U_d)	≤ 2 VDC @ I _e max
Blind zone	≤ 20 mm @ maximum distance	Protection	Short-circuit, reverse polarity and transients
Sensitivity Electrical adjustment Mechanical adjustment	210° 240°	Light source	InGaAlP, LED, 625 nm
Temperature drift	≤ 0.2%/°C	Light type	Red, modulated
Hysteresis (H)	5% to 20%	Emitter angle	± 2° @ half the sensing distance
Rated operational volt. (U_B)	10 to 30 VDC (ripple included)	Light spot 1.5 times the sensing distance	110 mm
Ripple (U_{rip})	≤ 10%	Ambient light	≤ 10,000 lux
Output current Continuous (I _e) Short-time (I)	≤ 100 mA ≤ 100 mA (max. load capacity 100 nF)	Operating frequency (f)	≤ 1000 Hz
No load supply current (I_o)	≤ 25 mA @ U _B max	Response time OFF-ON (t _{ON}) ON-OFF (t _{OFF})	≤ 0.5 ms ≤ 0.5 ms
Minimum operational current (I_m)	≤ 0.5 mA	Power ON delay (t_i)	≤ 30 ms
OFF-state current (I_r)	≤ 100 μA	Output function Open collector	NPN or PNP by sensor type
		Output switching function	N.O. and N.C.



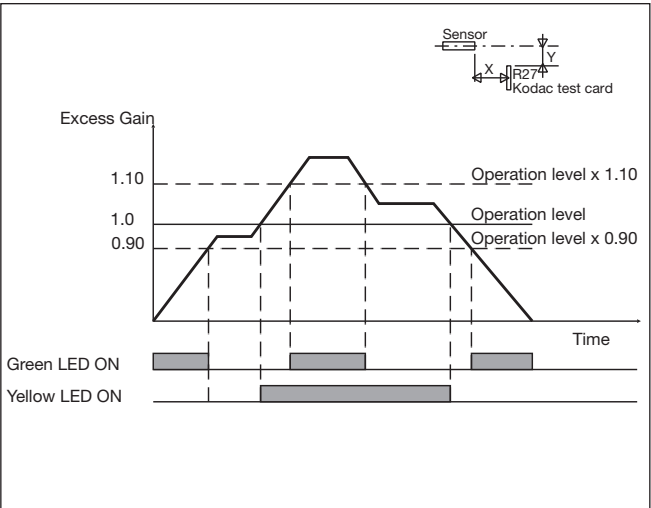
Specifications (cont.)

Indication Output ON Signal stability ON and Power ON	LED, yellow LED, green. See curve for condition of stability	Rated insulation voltage	≤ 500 VAC (rms)
Environment Installation category Pollution degree Degree of protection	III (IEC 60664/60664A; 60947-1) 3 (IEC 60664/60664A; 60947-1) IP 67 (IEC 60529; 60947-1)	Housing material Body Frontglas Trimmer shaft	ABS Light Grey PMMA Red POM Dark Grey
Ambient temperature Operating Storage	-25° to +60°C (-13° to +140°F) -40° to +70°C (-40° to +158°F)	Connection	PVC, black, 2 m 4 x 0.14 mm², Ø = 3.3 mm
Vibration	10 to 150 Hz, 1.0 mm/15 G (IEC 60068-2-6)	Weight	≤ 50 g
Shock	30 g / 11ms, 3 pos, 3 neg per axis (IEC 60068-2-6, 60068-2-32)	CE-marking	Yes
		Approvals	cULus (UL508, CSA C22.2)

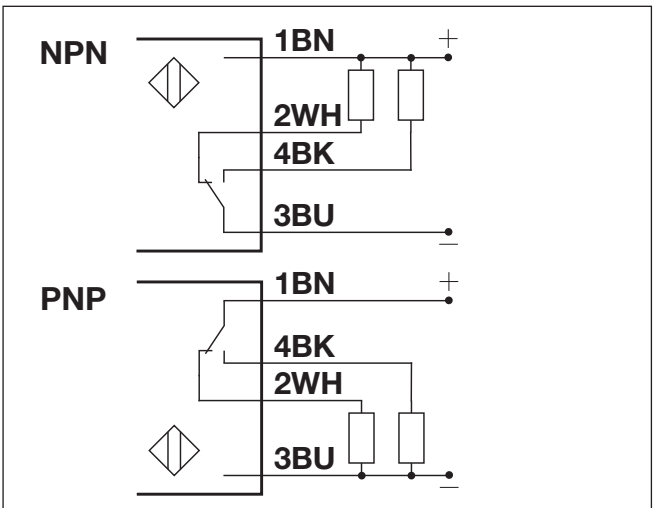
Operation Diagram



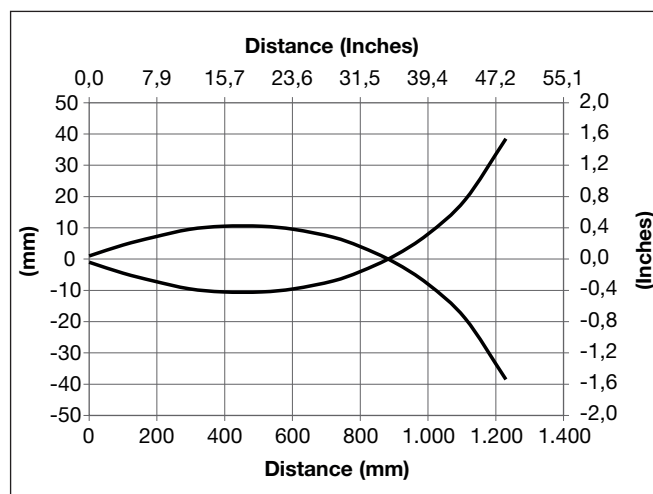
Signal Stability Indication



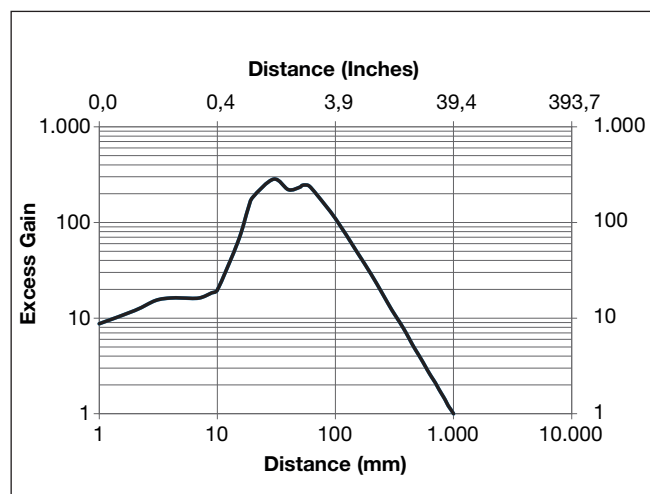
Wiring Diagrams



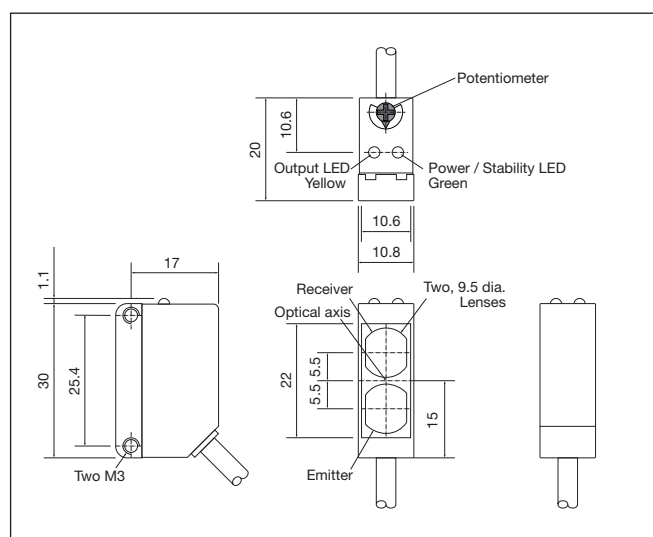
Detection Diagram



Excess Gain

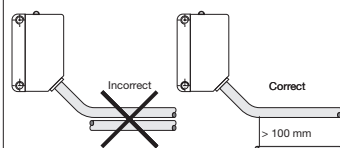


Dimensions

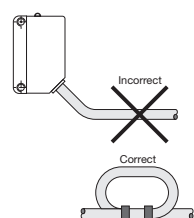


Installation Hints

To avoid interference from inductive voltage current peaks, separate the proximity switch cables from any other power cables. E.g. Engine, contactor or solenoid cables

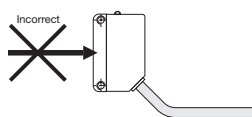


Relief of the cable strain



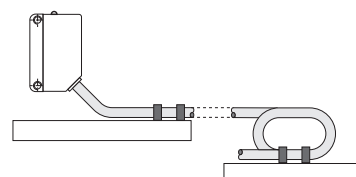
The cable should not be pulled

Protection of the sensing face



A proximity switch should not serve as mechanical stop

Sensor mounted on a mobile carrier



Any repetitive flexing of the cable should be avoided

Accessories

- Mounting bracket APD30-MB1 or APD30-MB2 to be purchased separately.

Delivery Contents

- Photoelectric switch: PD30CTD10
- Screwdriver
- **Packaging:** Plastic bag

Mouser Electronics

Authorized Distributor

Click to View Pricing, Inventory, Delivery & Lifecycle Information:

[Carlo Gavazzi:](#)

[PD30CTD10PASA](#) [PD30CTD10NASA](#)