

Proximity Inductive Sensors - Ecolab certified Standard and Extended Range, Stainless Steel Housing Types ICS, IP69K, M18

CARLO GAVAZZI



- Sensing distance: 5 to 12 mm
- Flush or non-flush mountable
- Long body version
- Rated operational voltage (U_b): 10 - 36 VDC
- Output: DC 200 mA, NPN or PNP
- Normally open or normally closed
- 4 x 90° LED indication for output ON, short-circuit and overload
- Protection: reverse polarity, short circuit, transients
- M12 plug version
- According to IEC 60947-5-2
- High-pressure washdown resistant
- Ecolab certified, FDA-certified plastic
- Laser engraved on the housing, permanently legible
- Extended temperature range: -40°C...+80°C
- CSA certified for Hazardous Locations



Product Description

A family of inductive proximity switches in stainless steel (AISI 316L) ideal for food and beverage applications where sensors are exposed to high pressure and high temperature cleaning processes.

They are fully sealed and resistant to all common acid and alkaline cleaning agents and disinfectants (Ecolab certified). IP68 and IP69K-rated products. Output is open collector NPN or PNP transistors.

Ordering Key

ICS18LF05NOM1-FB

Type _____
Housing style _____
Housing material _____
Housing size _____
Housing length _____
Detection principle _____
Sensing distance _____
Output type _____
Output configuration _____
Connection _____
Washdown series _____

Type Selection

Connec- tion	Body style	Rated operating distance S_n	Ordering no. NPN, Normally open	Ordering no. PNP, Normally open	Ordering no. NPN, Normally closed	Ordering no. PNP, Normally closed
Standard range						
Plug	Long	5 mm ¹⁾	ICS18LF05NOM1-FB	ICS18LF05POM1-FB	ICS18LF05NCM1-FB	ICS18LF05PCM1-FB
Plug	Long	8 mm ²⁾	ICS18LN08NOM1-FB	ICS18LN08POM1-FB	ICS18LN08NCM1-FB	ICS18LN08PCM1-FB
Extended range						
Plug	Long	8 mm ¹⁾	ICS18LF08NOM1-FB	ICS18LF08POM1-FB	ICS18LF08NCM1-FB	ICS18LF08PCM1-FB
Plug	Long	12 mm ²⁾	ICS18LN12NOM1-FB	ICS18LN12POM1-FB	ICS18LN12NCM1-FB	ICS18LN12PCM1-FB

¹⁾ For flush mounting in metal

²⁾ For non-flush mounting in metal

Specifications

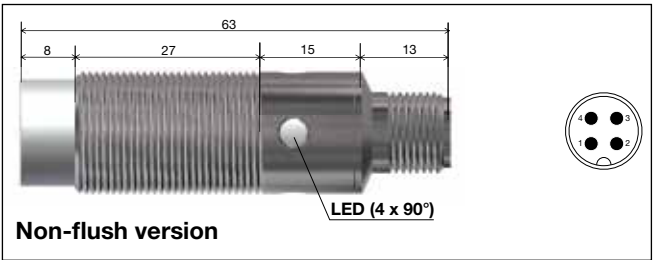
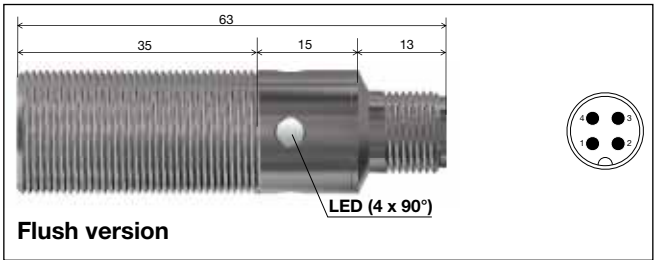
Rated operational voltage (U_b)	10 to 36 VDC (ripple incl.)	Indication for output ON	Activated LED, yellow (4x90°)
Ripple	≤ 10%	NO version	Target present
Output current (I_a)	≤ 200 mA @ 50°C (≤ 150 mA @ 50-80°C)	NC version	Target not present
OFF-state current (I_r)	≤ 10 μA	Indication for short circuit/ overload	LED blinking (f = 2 Hz)
No load supply current (I_o)	≤ 15 mA	Assured operating sensing distance (S_a)	$0 \leq S_a \leq 0.81 \times S_n$
Voltage drop (U_d)	Max. 2 VDC @ 200 mA	Effective operating distance (S_r)	$0.9 \times S_n \leq S_r \leq 1.1 \times S_n$
Protection	Reverse polarity, short-circuit, transients	Usable operating distance (S_u)	$0.9 \times S_r \leq S_u \leq 1.1 \times S_r$
Voltage transient	1 kV/0.5 J	Repeat accuracy (R)	≤ 5%
Power ON delay (t_v)	≤ 20 ms	Differential travel (H)	1 to 20% of sensing dist.
Operating frequency (f)	≤ 1500 Hz	(Hysteresis)	



Specifications (cont.)

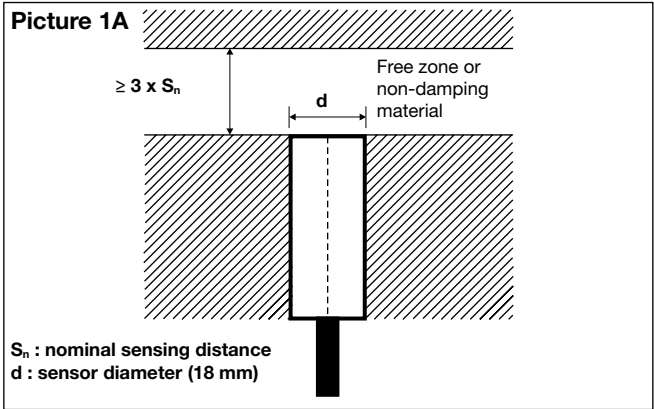
Ambient temperature Operating	-40° to +80°C (-40° to +176°F) short exposure (15') to 100°C during cleaning process	Approvals	cULus cCSAus	(UL508) As Process Control Equipment for Hazardous Locations. - Class I, Division 2, Groups A, B, C and D. - T5, Enclosure Type 4. Ambient temperature Ta: -25° to +60°C CCC is not required for products with a maximum operating voltage of ≤ 36 V
Storage	-40° to +80°C (-40° to +176°F)	Note: The terminal connector (version ...M1) was not evaluated. The suitability of the terminal connector should be determined in the end-use application.		
Shock and vibration	IEC 60947-5-2/7.4	EMC protection IEC 61000-4-2 (ESD)		
Housing material Body Front	Stainless steel (AISI 316L) Grey PPS - FDA-certified	IEC 61000-4-3 IEC 61000-4-4 IEC 61000-4-6 IEC 61000-4-8		
Connection Plug	M12 x 1	MTTF_d		
Degree of protection	IP67, IP68 (1 m, 7 days), IP69K	According to IEC 60947-5-2 8 kV air discharge, 4 kV contact discharge 3 V/m 2 kV 3 V 30 A/m		
Weight (cable/nuts included)	Max. 70 g	850 years @ 50°C (122°F)		
Dimensions	See diagrams below			
Tightening torque	25 Nm			

Dimensions (mm)

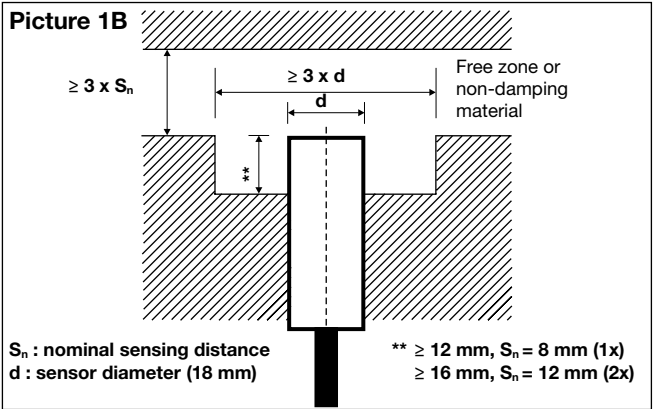


Installation

Flush mountable proximity switches, when installed in damping material, must be according to Picture 1A.

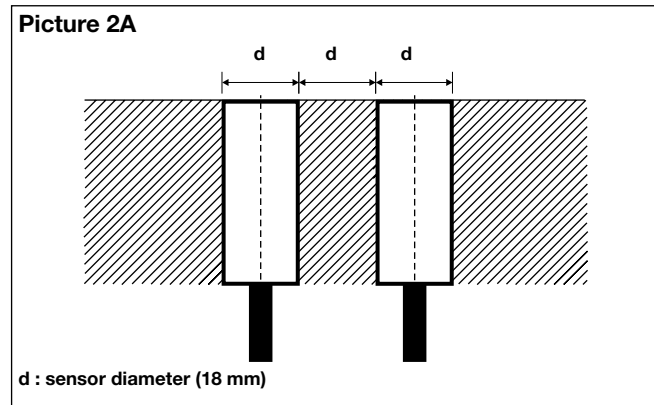


Non-flush mountable proximity switches, when installed in damping material, must be according to Picture 1B.

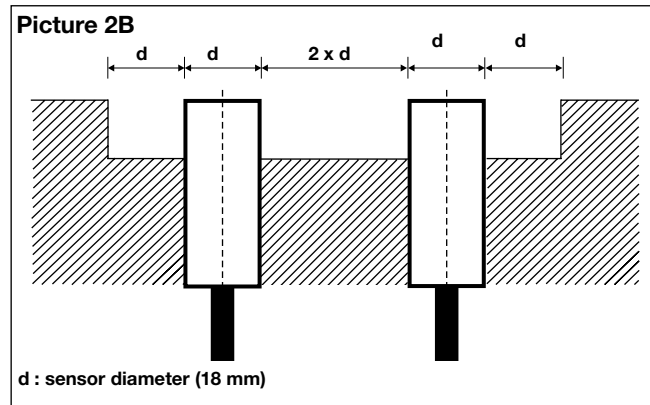


Installation (cont.)

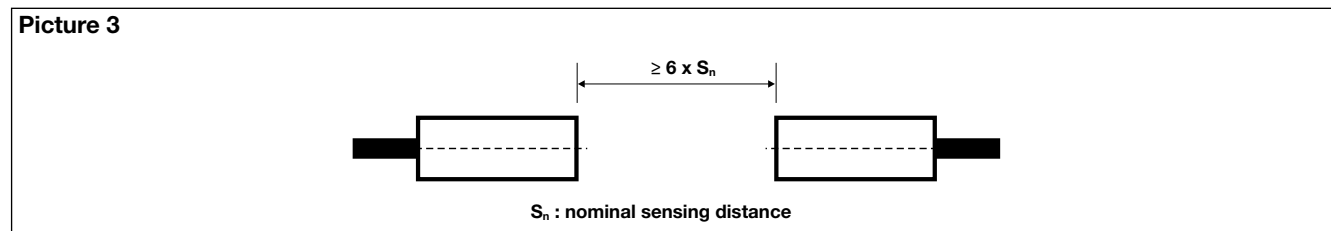
Flush mountable proximity switches, when installed together in damping material, must be according to Picture 2A.



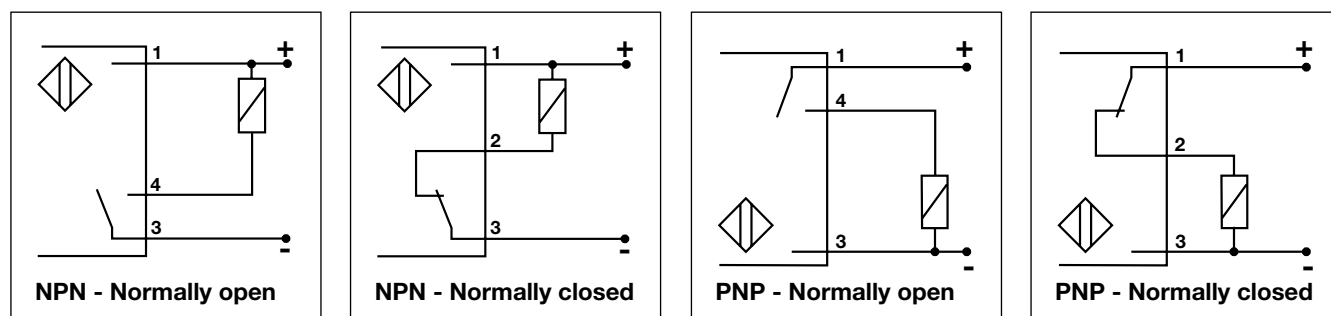
Non-flush mountable proximity switches, when installed together in damping material, must be according to Picture 2B.



For sensors installed opposite each other, a minimum space of $6 \times S_n$ (the nominal sensing distance) must be observed (See Picture 3).



Wiring Diagram

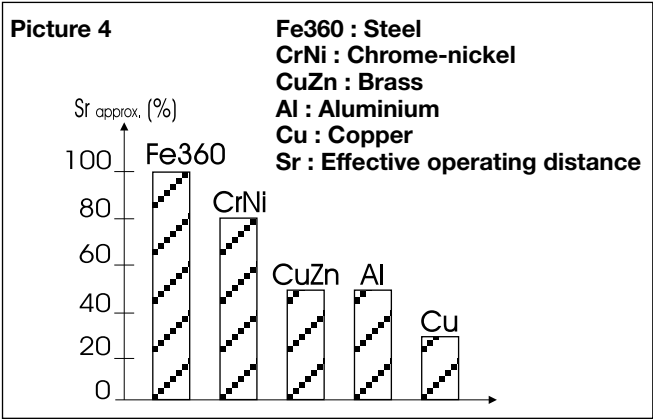




Reduction Factors

The rated operating distance is reduced by the use of metals and alloys other than Fe360.

The most important reduction factors for inductive proximity sensors are shown in Picture 4.



Delivery Contents

- Inductive proximity switch ICS
- 2 nuts stainless steel
- Packaging: plastic bag

IP69K Connector Cables

4-wire angled connector, 2 m cable	CONB14NF-A2W
4-wire angled connector, 5 m cable	CONB14NF-A5W
4-wire straight connector, 2 m cable	CONB14NF-S2W
4-wire straight connector, 5 m cable	CONB14NF-S5W
For any additional information or different options, please refer to the “General Accessories” datasheets.	

Mouser Electronics

Authorized Distributor

Click to View Pricing, Inventory, Delivery & Lifecycle Information:

[Carlo Gavazzi:](#)

[ICS18LN12NCM1-FB](#) [ICS18LN12PCM1-FB](#) [ICS18LN08POM1-FB](#) [ICS18LF05NOM1-FB](#) [ICS18LF05POM1-FB](#)
[ICS18LF08POM1-FB](#) [ICS18LN08PCM1-FB](#) [ICS18LF08NOM1-FB](#) [ICS18LF08NCM1-FB](#) [ICS18LF08PCM1-FB](#)
[ICS18LN12POM1-FB](#) [ICS18LN12NOM1-FB](#) [ICS18LF05NCM1-FB](#) [ICS18LN08NCM1-FB](#) [ICS18LN08NOM1-FB](#)
[ICS18LF05PCM1-FB](#)