

General Accessories

Connectors

Type CONB5...

CARLO GAVAZZI



CONB5x-Ax



CONB5x-Sx

- Straight or 90° connectors
- M8 version
- 3 or 4 wire
- LEDs in transparent housing
- IP 67
- UL approved

Product Description

M8 connection cables for 3 wires or 4 wires. Come in straight or angled versions. Some versions are also with LED.

UL approved high-quality connection cable either in PVC jacket or in the more durable PUR jacket.

Ordering Key

CONB53NF-APT2P

CONB
5 = M8 DC
3 = 3 Wire (BN, BU, BK)
4 = 4 wire (BN, BU, BK, WH)
N = Not shielded
F = Female
A = Angled
S = Straight
P = PNP
N = NPN
T = Transparent housing
2 = 2 m
5 = 5 m
15 = 15 m
Blank = PVC cable
P = PUR

Type Selection

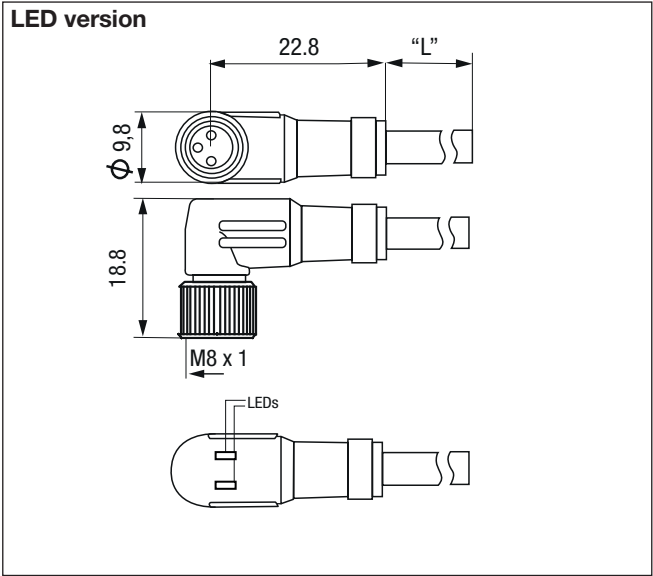
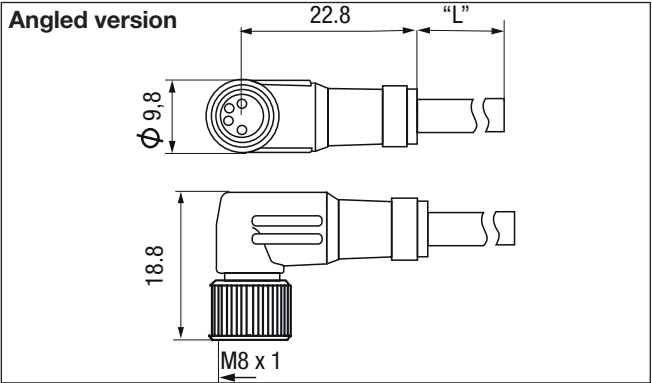
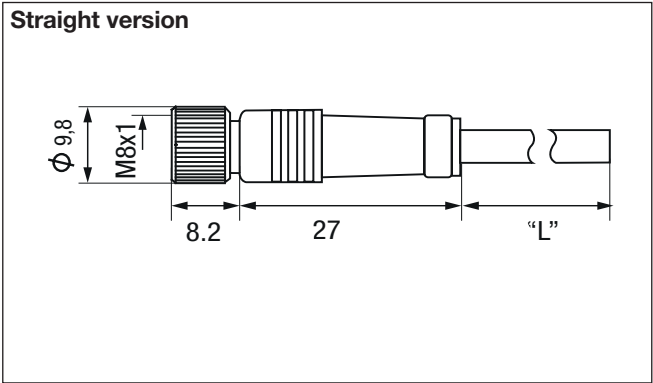
Plug type	Cable length	Ordering number PVC	Ordering number PUR	Ordering number PVC LED NPN	Ordering number PVC LED PNP
3-Wire Angled	2 m	CONB53NF-A2	CONB53NF-A2P	CONB53NF-ANT2 CONB53NF-ANT5	CONB53NF-APT2 CONB53NF-APT5
	5 m	CONB53NF-A5	CONB53NF-A5P		
	10 m	CONB53NF-A10	CONB53NF-A10P		
	15 m	CONB53NF-A15	CONB53NF-A15P		
3-Wire Straight	2 m	CONB53NF-S2	CONB53NF-S2P		
	5 m	CONB53NF-S5	CONB53NF-S5P		
	10 m	CONB53NF-S10	CONB53NF-S10P		
	15 m	CONB53NF-S15	CONB53NF-S15P		
4-Wire Angled	2 m	CONB54NF-A2	CONB54NF-A2P		
	5 m	CONB54NF-A5	CONB54NF-A5P		
	10 m	CONB54NF-A10	CONB54NF-A10P		
	15 m	CONB54NF-A15	CONB54NF-A15P		
4-Wire Straight	2 m	CONB54NF-S2	CONB54NF-S2P		
	5 m	CONB54NF-S5	CONB54NF-S5P		
	10 m	CONB54NF-S10	CONB54NF-S10P		
	15 m	CONB54NF-S15	CONB54NF-S15P		



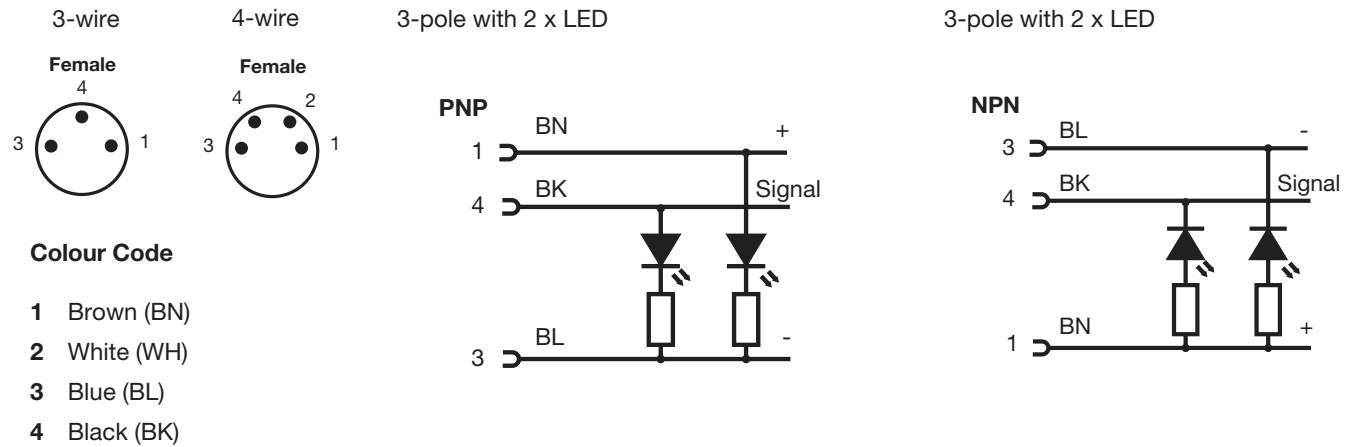
Specifications

Rated operating voltage 3 & 4 wire LED versions	60VAC/DC 30 VDC	Moulded body material	TPU translucent
Rated current	≤4A	O-ring sealing	FKM
Contact resistance	≤5mΩ	Coupling screw	CuZn, nickel plated
Rated impulse voltage	1.5KV	Tightening torque	0.5 Nm
Insulation resistance	>10 ⁹ Ω	Degree of protection	IP67
Cable outer diameter PUR PVC	4.3mm 5.0mm	Pollution degree	3
Wire cross section	3 wires: 0,34mm ² 4 wires: 0,25mm ²	Pin IEC standard	IEC61076-2-104
Cable	PVC or PUR, black	Temperature	-40° to 90°C
Contact material	CuSn	Weight* 2m version 5m version 10m version 15m version	approx 100g approx 200g approx 300g approx 500g *varies depending on model
Contact plating	pre-nickelled and gold plated	LED colour Power Output	green yellow
Contact bearer material	PA/TPU orange		

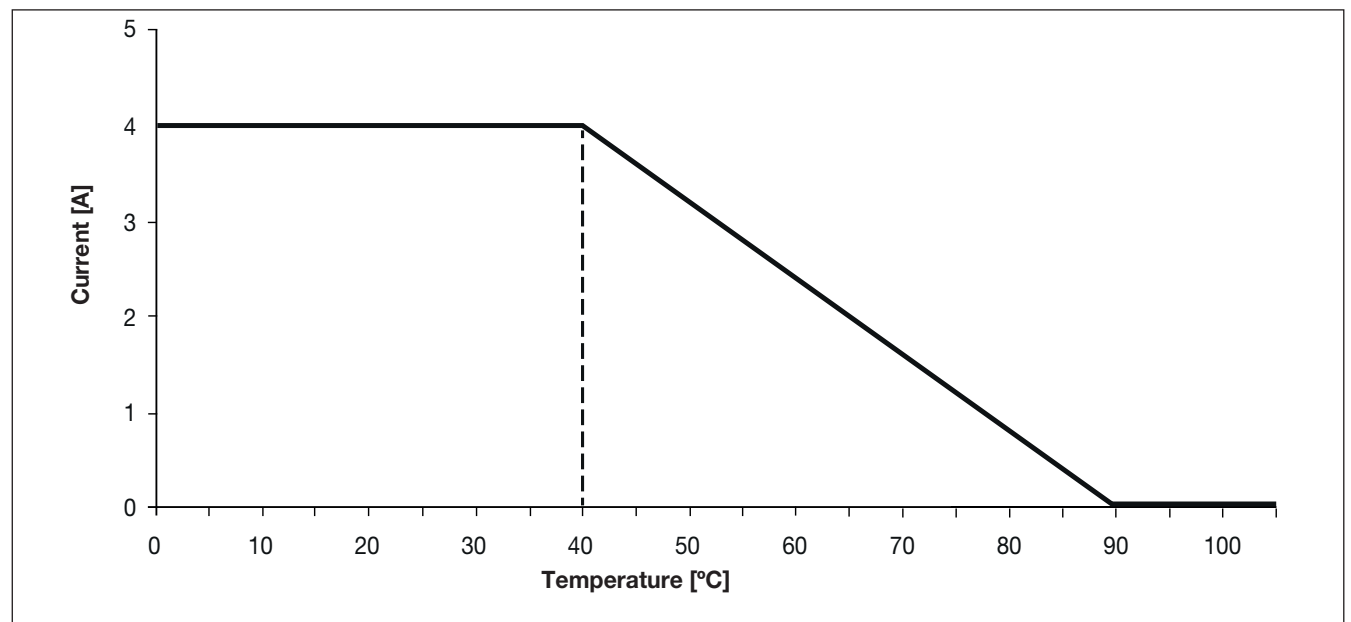
Dimensions



Contact layout



Derating curve (DIN EN 60512-5-2)



Mouser Electronics

Authorized Distributor

Click to View Pricing, Inventory, Delivery & Lifecycle Information:

[Carlo Gavazzi:](#)

[CONB54NF-A5](#) [CONB54NF-A5P](#) [CONB54NF-S10](#) [CONB53NF-S10](#) [CONB54NF-A2P](#) [CONB54NF-S15P](#)
[CONB53NF-S2](#) [CONB54NF-A2](#) [CONB54NF-S15](#) [CONB54NF-A15P](#) [CONB53NF-A2](#) [CONB54NF-A10P](#)
[CONB54NF-S5P](#) [CONB53NF-APT5](#) [CONB53NF-A15](#) [CONB53NF-A5P](#) [CONB54NF-A15](#) [CONB54NF-S2](#)
[CONB53NF-S2P](#) [CONB53NF-S15P](#) [CONB53NF-S5P](#) [CONB53NF-A15P](#) [CONB53NF-A10](#) [CONB53NF-ANT5](#)
[CONB54NF-S10P](#) [CONB53NF-S5](#) [CONB53NF-A2P](#) [CONB53NF-A5](#) [CONB54NF-A10](#) [CONB54NF-S2P](#)
[CONB54NF-S5](#) [CONB53NF-A10P](#) [CONB53NF-ANT2](#) [CONB53NF-APT2](#) [CONB53NF-S10P](#) [CONB53NF-S15](#)