

# Coaxial Low Pass Filter

## ZX75LP-288-S+

50Ω

DC to 288 MHz

### The Big Deal

- High rejection
- Low Insertion loss, 1.1 dB typical in passband
- Fast roll-off
- Good VSWR
- Connectorized package



Generic photo used for illustration purposes only

CASE STYLE: KE1467

### Product Overview

ZX75LP-288-S+ is a 50Ω low pass filter built in a connectorized package. Covering DC-288 MHz bandwidth, these units offer good matching within the passband and high rejection in stopband. This will find its applications in receivers and transmitters to suppress spurious emission and harmonics. It has repeatable performance across production lots and consistent performance across temperature.

### Key Features

Feature	Advantages
Low passband insertion loss	Suitable for high performance application
Fast roll-off	Provides very good adjacent band rejection
Connectorized package	The connectorized package is easy to interface with other devices and well suited for test setups
Good VSWR	Provides good interface when used with other devices.

#### Notes

- A. Performance and quality attributes and conditions not expressly stated in this specification document are intended to be excluded and do not form a part of this specification document.  
B. Electrical specifications and performance data contained in this specification document are based on Mini-Circuit's applicable established test performance criteria and measurement instructions.  
C. The parts covered by this specification document are subject to Mini-Circuits standard limited warranty and terms and conditions (collectively, "Standard Terms"); Purchasers of this part are entitled to the rights and benefits contained therein. For a full statement of the Standard Terms and the exclusive rights and remedies thereunder, please visit Mini-Circuits' website at [www.minicircuits.com/MCLStore/terms.jsp](http://www.minicircuits.com/MCLStore/terms.jsp)



[www.minicircuits.com](http://www.minicircuits.com) P.O. Box 350166, Brooklyn, NY 11235-0003 (718) 934-4500 [sales@minicircuits.com](mailto:sales@minicircuits.com)

# Low Pass Filter

50Ω

DC to 288 MHz

ZX75LP-288-S+



Generic photo used for illustration purposes only

CASE STYLE: KE1467

Connectors	Model
SMA-MF	ZX75LP-288-S+

## Features

- High rejection
- Low Insertion loss
- Fast roll-off
- Good VSWR
- Connectorized package

## Applications

- Satellite
- Wireless communications
- Receivers / Transmitters

## Electrical Specifications at 25°C

Parameter	F#	Frequency (MHz)	Min.	Typ.	Max.	Unit
Pass Band	Insertion Loss	DC-F1	—	1.1	2.0	dB
	Freq. Cut-Off	F2	—	3.0	—	dB
	VSWR	DC-F1	—	1.3	1.7	:1
Stop Band	Rejection Loss	F3-F4	20	30	—	dB
	VSWR	F3-F4	—	32	—	:1

## Maximum Ratings

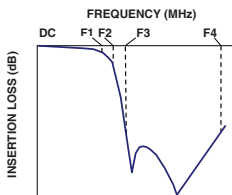
Operating Temperature	-40°C to 85°C
Storage Temperature	-55°C to 100°C
RF Power Input	0.5W max.

Permanent damage may occur if any of these limits are exceeded.

## Functional Schematic



## Typical Frequency Response

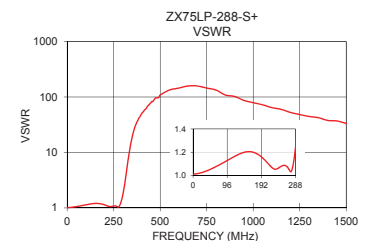
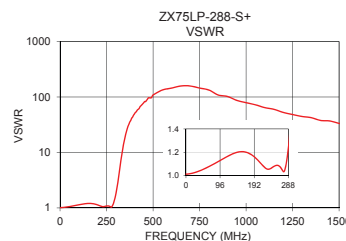
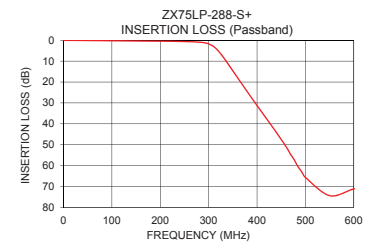
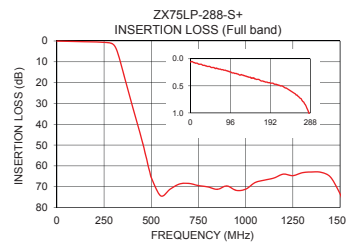


## Typical Performance Data at 25°C

Frequency (MHz)	Insertion Loss (dB)	VSWR (:1)	Frequency (MHz)	Group Delay (nsec)
1	0.05	1.01	1	2.14
20	0.10	1.02	8	2.36
74	0.20	1.09	22	2.31
168	0.40	1.20	40	2.30
272	0.80	1.04	60	2.34
278	0.88	1.05	82	2.37
288	1.09	1.23	100	2.41
298	1.57	1.65	124	2.51
308	2.66	2.53	146	2.63
312	3.33	3.11	166	2.74
320	5.11	4.80	184	2.90
340	11.26	13.29	194	3.02
380	24.68	37.77	206	3.14
400	31.23	49.64	224	3.43
450	47.55	78.97	238	3.66
500	65.66	108.58	248	3.91
550	74.39	133.63	258	4.21
1000	71.19	78.97	268	4.57
1250	64.69	48.26	278	5.10
1500	73.36	33.42	288	5.82

## +RoHS Compliant

The +Suffix identifies RoHS Compliance. See our web site for RoHS Compliance methodologies and qualifications



## Notes

- A. Performance and quality attributes and conditions not expressly stated in this specification document are intended to be excluded and do not form a part of this specification document.  
 B. Electrical specifications and performance data contained in this specification document are based on Mini-Circuits' applicable established test performance criteria and measurement instructions.  
 C. The parts covered by this specification document are subject to Mini-Circuits standard limited warranty and terms and conditions (collectively, "Standard Terms"); Purchasers of this part are entitled to the rights and benefits contained therein. For a full statement of the Standard Terms and the exclusive rights and remedies thereunder, please visit Mini-Circuits' website at [www.minicircuits.com/MCLStore/terms.jsp](http://www.minicircuits.com/MCLStore/terms.jsp)

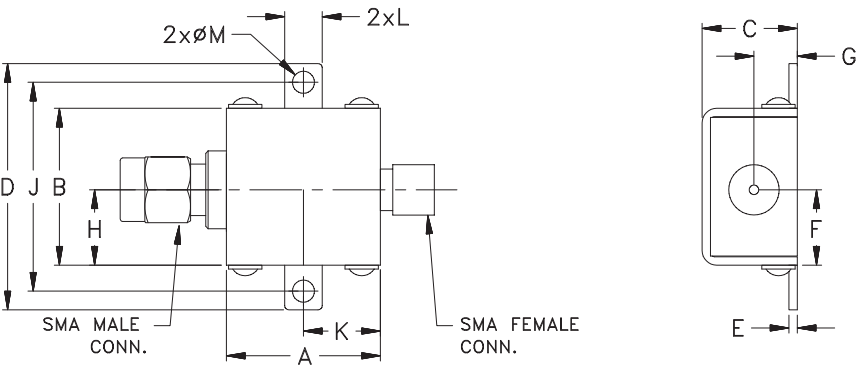


[www.minicircuits.com](http://www.minicircuits.com) P.O. Box 350166, Brooklyn, NY 11235-0003 (718) 934-4500 sales@minicircuits.com

Coaxial Connections

INPUT	SMA-Male
OUTPUT	SMA-Female

Outline Drawing



Outline Dimensions (  $\frac{\text{inch}}{\text{mm}}$  )

A	B	C	D	E	F	G
.74	.75	.46	1.18	.04	.362	.21
18.80	19.05	11.68	29.97	1.02	9.19	5.33
H	J	K	L	M		Wt.
.362	1.00	.37	.18	.11		grams
9.19	25.40	9.40	4.57	2.79		24.4

Note: Please refer to case style drawing for details

Notes  
A. Performance and quality attributes and conditions not expressly stated in this specification document are intended to be excluded and do not form a part of this specification document.  
B. Electrical specifications and performance data contained in this specification document are based on Mini-Circuit's applicable established test performance criteria and measurement instructions.  
C. The parts covered by this specification document are subject to Mini-Circuits standard limited warranty and terms and conditions (collectively, "Standard Terms"); Purchasers of this part are entitled to the rights and benefits contained therein. For a full statement of the Standard Terms and the exclusive rights and remedies thereunder, please visit Mini-Circuits' website at [www.minicircuits.com/MCLStore/terms.jsp](http://www.minicircuits.com/MCLStore/terms.jsp)

# Mouser Electronics

Authorized Distributor

Click to View Pricing, Inventory, Delivery & Lifecycle Information:

[Mini-Circuits:](#)

[ZX75LP-288-S+](#)