

10dB DC Pass

# High Power Directional Coupler

ZGDC10-372HP+

50Ω 10dB 380 to 3700 MHz

## The Big Deal

- High Power Handling: 250W
- Low Insertion Loss: 0.17 dB typ.\*



CASE STYLE: HT1398-3

## Product Overview

The Mini-Circuits ZGDC10-372HP+ broadband high power directional coupler offers excellent performance across a wide range of popular frequency bands. Built using low loss suspended substrate construction, the ZGDC10-372HP+ can pass up to 3A of DC current from input to output and handle up to 250W CW. The rugged sealed construction makes this coupler ideal for use in field applications or remote monitoring sites; however, it is also ideal for high power lab testing.

## Key Features

Feature	Advantages
Excellent Insertion Loss , 0.17 dB Typ*	With extremely low insertion loss, this coupler is ideal for critical high power applications.
Ultra High Return Loss, 25 dB Typ	Outstanding Return loss makes this coupler ideal for sensitive power measurement and other signal distribution applications.
High Power Handling, 250W	Up to 250W CW power handling, combined with low insertion loss and excellent VSWR support operation in high power applications such as transmitters, base stations and high power device characterization.
Wide bandwidth	Covering 380-3700 MHz, the ZGDC10-372HP+ covers the most popular Cellular, PCS, DCS, WiMAX, and LTE bands.
Excellent Directivity and Coupling Flatness	Typical 24 dB directivity and $\pm 1.0$ dB of Coupling flatness provides accurate signal sampling of forward or reflected power.
Passes DC Current, 3A	Capable of passing 3A current, input to output; this coupler is suited for application using remote antenna control or other remote motorized requirements.

\*Does not include coupling loss

### Notes

- A. Performance and quality attributes and conditions not expressly stated in this specification document are intended to be excluded and do not form a part of this specification document.  
B. Electrical specifications and performance data contained in this specification document are based on Mini-Circuit's applicable established test performance criteria and measurement instructions.  
C. The parts covered by this specification document are subject to Mini-Circuits standard limited warranty and terms and conditions (collectively, "Standard Terms"); Purchasers of this part are entitled to the rights and benefits contained therein. For a full statement of the Standard Terms and the exclusive rights and remedies thereunder, please visit Mini-Circuits' website at [www.minicircuits.com/MCLStore/terms.jsp](http://www.minicircuits.com/MCLStore/terms.jsp)



10dB DC Pass

# High Power Directional Coupler

ZGDC10-372HP+

50Ω Up to 250W 380 to 3700 MHz

## Maximum Ratings

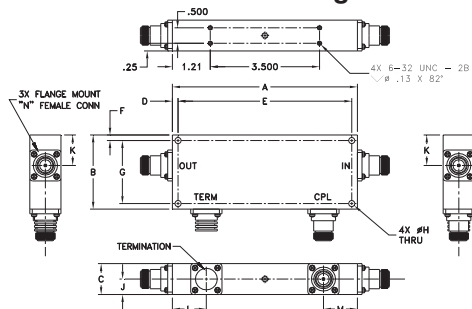
Operating Temperature	-55°C to 100°C
Storage Temperature	-55°C to 100°C
DC Current	3A
Supplied Termination	10W*

\*Derate linearly by 0.18W/°C from 70°C to 100°C  
Permanent damage may occur if any of these limits are exceeded

## Coaxial Connections

INPUT	IN
OUTPUT	OUT
COUPLED	CPL
TERMINATION (50Ω), INTERNAL	TERM

## Outline Drawing



## Outline Dimensions (inch)

A	B	C	D	E	F	G
5.93	2.4	1.00	0.18	5.57	0.18	2.04
150.62	60.96	25.40	4.57	141.35	4.57	51.82
H	J	K	L	M	wt	
0.2	0.5	0.99	1.09	1.09	grams	
5.08	12.70	25.15	27.69	27.69	700	

## Features

- wide frequency range, 380-3700 MHz
- good coupling flatness,  $\pm 0.2$  dB typ. (600-3700 MHz)
- high directivity, 24 dB typ.
- very good VSWR, 1.08:1 typ.
- high power, up to 250W
- DC current pass through input to output

## Applications

- cellular
- PCN
- lab use
- GSM
- WiMAX
- ISM



CASE STYLE: HT1398-3

Connectors Model  
N-Type ZGDC10-372HP+

**+RoHS Compliant**

The +Suffix identifies RoHS Compliance. See our web site for RoHS Compliance methodologies and qualifications

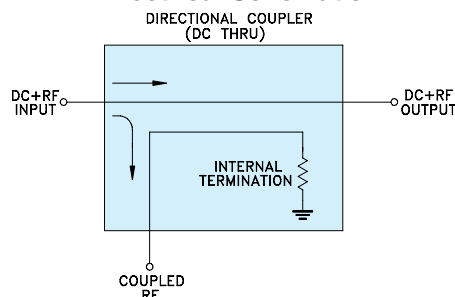
## Electrical Specifications at 25°C

Parameter	Frequency (MHz)	Min.	Typ.	Max.	Units
Operating Frequency		380		3700	MHz
Coupling	380-600	—	11.4 $\pm$ 1.4	—	dB
	600-2700	—	10.0 $\pm$ 0.6	—	
	2700-3700	—	10.0 $\pm$ 0.6	—	
Coupling Flatness	380-600	—	1.0	$\pm$ 1.25	dB
	600-2700	—	0.2	$\pm$ 0.5	
	2700-3700	—	0.1	$\pm$ 0.5	
Mainline Loss <sup>1</sup>	380-600	—	0.04	0.20	dB
	600-2700	—	0.09	0.30	
	2700-3700	—	0.17	0.35	
Directivity	380-600	22	32	—	dB
	600-2700	15	29	—	
	2700-3700	14	25	—	
VSWR	380-600	—	1.02	—	:1
	600-2700	—	1.05	—	
	2700-3700	—	1.08	—	
Input Power <sup>2</sup>	380-600	—	—	250	W
	600-2700	—	—	250	
	2700-3700	—	—	150	

1. Does not include coupling loss.

2. At 25°C with no DC current. Derate linearly to 100W (380-2700 MHz) and to 64W (2700-3600 MHz) from 25°C to 100°C. Output load VSWR 2.0:1 max.

## Electrical Schematic



## Notes

- Performance and quality attributes and conditions not expressly stated in this specification document are intended to be excluded and do not form a part of this specification document.
- Electrical specifications and performance data contained in this specification document are based on Mini-Circuit's applicable established test performance criteria and measurement instructions.
- The parts covered by this specification document are subject to Mini-Circuits standard limited warranty and terms and conditions (collectively, "Standard Terms"); Purchasers of this part are entitled to the rights and benefits contained therein. For a full statement of the Standard Terms and the exclusive rights and remedies thereunder, please visit Mini-Circuits' website at [www.minicircuits.com/MCLStore/terms.jsp](http://www.minicircuits.com/MCLStore/terms.jsp)



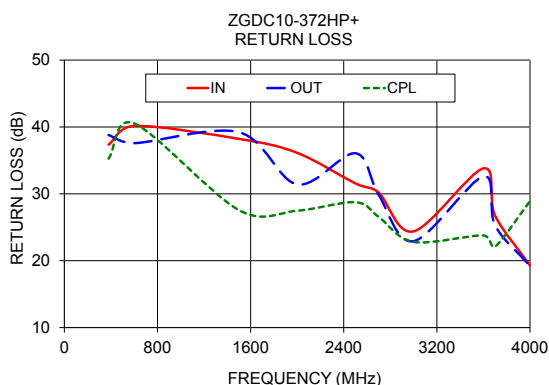
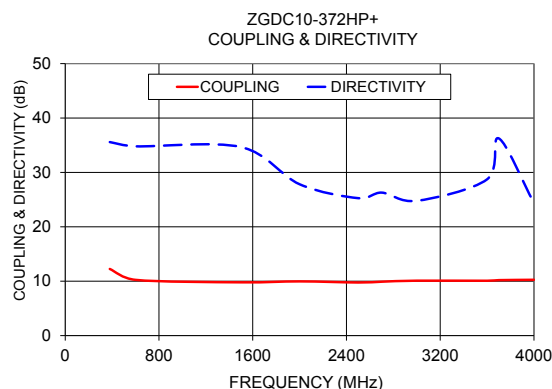
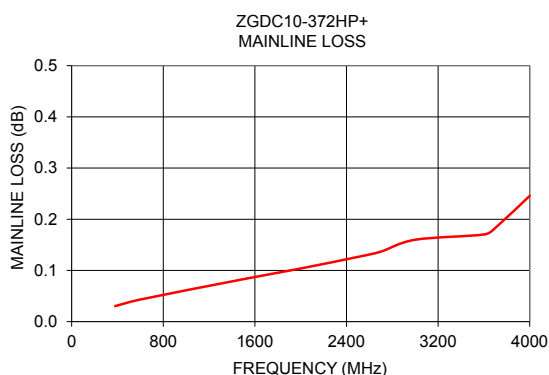
[www.minicircuits.com](http://www.minicircuits.com) P.O. Box 350166, Brooklyn, NY 11235-0003 (718) 934-4500 sales@minicircuits.com

REV. OR  
M171098  
ZGDC10-372HP+  
MCL NY  
181119  
Page 2 of 3

## Typical Performance Data

Frequency (MHz)	Mainline Loss <sup>(1)</sup> (dB) In-Out	Coupling (dB) In-Cpl	Directivity (dB)	Return Loss (dB)		
				In	Out	Cpl
380	0.03	12.3	35.6	37.3	38.8	35.3
600	0.04	10.2	34.8	40.2	37.6	40.5
1500	0.08	9.8	34.7	38.2	39.2	27.6
2000	0.10	10.0	27.8	36.1	31.4	27.5
2500	0.13	9.8	25.3	31.6	36.1	28.7
2700	0.14	9.9	26.3	30.2	29.9	26.6
3000	0.16	10.1	24.8	24.4	22.9	22.8
3600	0.17	10.1	28.7	33.8	32.6	23.8
3700	0.18	10.2	36.2	26.8	25.3	22.1
4000	0.25	10.3	24.4	19.3	19.2	28.9

1. Does not include coupling loss.



### Notes

- Performance and quality attributes and conditions not expressly stated in this specification document are intended to be excluded and do not form a part of this specification document.
- Electrical specifications and performance data contained in this specification document are based on Mini-Circuit's applicable established test performance criteria and measurement instructions.
- The parts covered by this specification document are subject to Mini-Circuits' standard limited warranty and terms and conditions (collectively, "Standard Terms"); Purchasers of this part are entitled to the rights and benefits contained therein. For a full statement of the Standard Terms and the exclusive rights and remedies thereunder, please visit Mini-Circuits' website at [www.minicircuits.com/MCLStore/terms.jsp](http://www.minicircuits.com/MCLStore/terms.jsp)



# Mouser Electronics

Authorized Distributor

Click to View Pricing, Inventory, Delivery & Lifecycle Information:

[Mini-Circuits:](#)

[ZGDC10-372HP+](#)