

DC Pass, High Power

Power Splitter/Combiner ZC2PD-06263-S+

2 Way-0° 50Ω 6000 to 26500 MHz

The Big Deal

- Super wideband, 6 to 26.5 GHz
- Low insertion loss, 0.7 dB typ.
- High Isolation, 26 dB typ.
- 20W power handling
- Low amplitude unbalance, 0.04 dB typ.



CASE STYLE: UU2624-3

Product Overview

Mini-Circuits' ZC2PD-06263-S+ is a super wideband 2-way 0° splitter/combiner providing coverage from 6 to 26.5 GHz, supporting a wide range of applications including 5G, Ku-Band, K-Band, instrumentation and many more. This model provides 20W power handling as a splitter and very low insertion loss across the entire operating frequency range, minimizing power dissipation and delivering excellent signal power transmission from input to output. The ZC2PD-06263-S+ comes housed in a case measuring 1.15 x 1.06 x 0.5" with super SMA connectors.

Key Features

Feature	Advantages
Ultra-wideband, 6 to 26.5 GHz	Extremely wide frequency range supports many broadband applications in a single model.
Low insertion loss, 0.7 dB typ. at 22 GHz	The combination of 20W power handling and low insertion loss makes this model a suitable candidate for distributing signals while maintaining excellent transmission of signal power.
High isolation, 26 dB typ. at 22 GHz	Minimizes interference between ports.
High power handling: <ul style="list-style-type: none">• 20W as a splitter at 25°C• 0.67W as a combiner	The ZC2PD-06263-S+ is suitable for systems with a wide range of power requirements.
Low amplitude unbalance, 0.04 dB at 22 GHz	Produces nearly equal output signals, ideal for parallel path and multichannel systems.
DC Passing, 530mA	Supports applications where DC power is needed through the RF line.

Notes

- A. Performance and quality attributes and conditions not expressly stated in this specification document are intended to be excluded and do not form a part of this specification document.
B. Electrical specifications and performance data contained in this specification document are based on Mini-Circuit's applicable established test performance criteria and measurement instructions.
C. The parts covered by this specification document are subject to Mini-Circuits standard limited warranty and terms and conditions (collectively, "Standard Terms"); Purchasers of this part are entitled to the rights and benefits contained therein. For a full statement of the Standard Terms and the exclusive rights and remedies thereunder, please visit Mini-Circuits' website at www.minicircuits.com/MCLStore/terms.jsp



DC Pass, High Power Power Splitter/Combiner

2 Way-0° 50Ω 6000 to 26500 MHz

Maximum Ratings

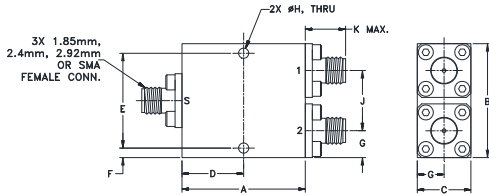
Operating Temperature	-55°C to 100°C
Storage Temperature	-55°C to 100°C
Power Input (as a splitter)	20W* max.
Internal Dissipation	0.67W max.
DC Current	530 mA

Permanent damage may occur if any of these limits are exceeded.
* Derate linearly to 14W at 100°C

Coaxial Connections

Sum Port	S
Port 1	1
Port 2	2

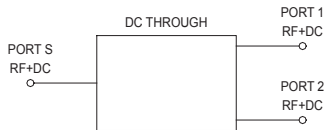
Outline Drawing



Outline Dimensions (inch/mm)

A	B	C	D	E	F	G
1.15	1.06	.50	.575	.883	.089	.25
29.21	26.92	12.70	14.61	22.43	2.26	6.35
H	J	K				
.094	.56	.43				wt
2.39	14.22	10.92				grams
						50

Electrical Schematic



Features

- Super wideband, 6000 - 26500 MHz
- Low insertion loss, 0.7 dB typ.
- Low amplitude unbalance, 0.04 dB typ.
- Excellent VSWR, 1.18:1 typ.
- High isolation, 26 dB typ.

Applications

- Fixed satellite
- 5G
- Mobile
- Space research
- Test Accessory

Electrical Specifications at 25°C

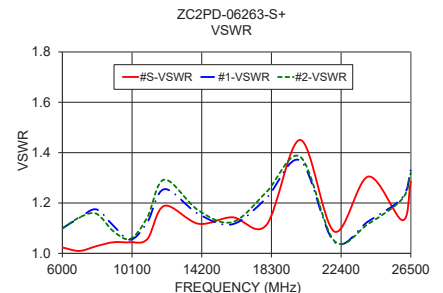
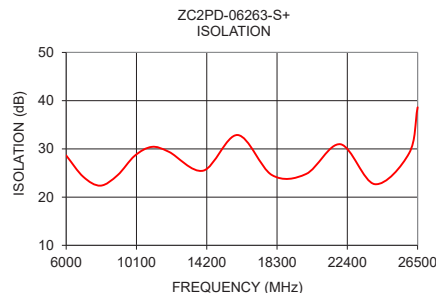
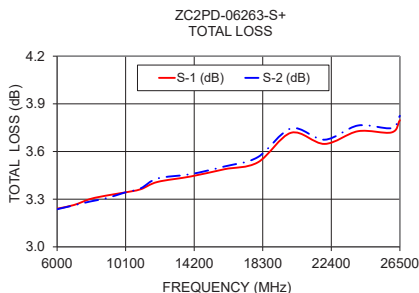
Parameter	Frequency (MHz)	Min.	Typ.	Max.	Unit
Frequency Range		6000		26500	MHz
Insertion Loss Above 3.0 dB	6000-18000 18000-26500	— —	0.4 0.7	0.8 1.0	dB
Isolation	6000-18000 18000-26500	17 18	27 26	-- --	dB
Phase Unbalance (±)¹	6000-18000 18000-26500	— —	0.4 0.7	3.0 4.0	Degree
Amplitude Unbalance (±)¹	6000-18000 18000-26500	— —	0.03 0.04	0.2 0.3	dB
VSWR (Port S)	6000-18000 18000-26500	— —	1.11 1.20	1.4 1.5	:1
VSWR (Port 1-2)	6000-18000 18000-26500	— —	1.18 1.19	1.4 1.5	:1

1. With reference to average.

Typical Performance Data

Frequency (MHz)	Total Loss¹ (dB)	Amplitude Unbalance (dB)	Isolation (dB)	Phase Unbalance (deg.)	VSWR S	VSWR 1	VSWR 2
	S-1	S-2					
6000	3.24	3.24	0.00	28.64	0.27	1.02	1.10
7000	3.26	3.26	0.00	24.21	0.27	1.01	1.14
8000	3.30	3.29	0.02	22.38	0.34	1.03	1.16
9000	3.32	3.31	0.02	24.55	0.50	1.04	1.11
10000	3.34	3.34	0.00	28.58	0.57	1.04	1.05
11000	3.36	3.37	0.01	30.42	0.63	1.06	1.12
12000	3.41	3.43	0.02	29.38	0.64	1.19	1.25
14000	3.44	3.46	0.01	25.49	0.63	1.12	1.16
16000	3.49	3.51	0.02	32.88	0.78	1.14	1.12
18000	3.53	3.56	0.03	24.58	0.86	1.11	1.22
20000	3.72	3.75	0.03	24.80	0.90	1.45	1.37
22000	3.65	3.67	0.03	30.96	1.04	1.09	1.05
24000	3.73	3.76	0.04	22.69	1.17	1.31	1.13
26000	3.72	3.75	0.03	29.07	1.28	1.13	1.22
26500	3.80	3.82	0.03	38.62	1.32	1.28	1.33

1. Total Loss = Insertion Loss + 3dB splitter theoretical loss.



Notes

- Performance and quality attributes and conditions not expressly stated in this specification document are intended to be excluded and do not form a part of this specification document.
- Electrical specifications and performance data contained in this specification document are based on Mini-Circuit's applicable established test performance criteria and measurement instructions.
- The parts covered by this specification document are subject to Mini-Circuits standard limited warranty and terms and conditions (collectively, "Standard Terms"); Purchasers of this part are entitled to the rights and benefits contained therein. For a full statement of the Standard Terms and the exclusive rights and remedies thereunder, please visit Mini-Circuits' website at www.minicircuits.com/MCLStore/terms.jsp



www.minicircuits.com P.O. Box 350166, Brooklyn, NY 11235-0003 (718) 934-4500 sales@minicircuits.com

ZC2PD-06263-S+



Generic photo used for illustration purposes only

CASE STYLE: UU2624-3

Connectors Model
SMA-Fem ZC2PD-06263-S+

+RoHS Compliant

The +Suffix identifies RoHS Compliance. See our web site for RoHS Compliance methodologies and qualifications

REV. B
ECO-004658
ZC2PD-06263-S+
GY/CP/AM
210105
Page 2 of 2

Mouser Electronics

Authorized Distributor

Click to View Pricing, Inventory, Delivery & Lifecycle Information:

[Mini-Circuits:](#)

[ZC2PD-06263-S+](#)