

Coaxial High Pass Filter

50Ω

1400 to 5000 MHz

VHF-1300+



Generic photo used for illustration purposes only

Maximum Ratings

Operating Temperature	-55°C to 100°C
Storage Temperature	-55°C to 100°C
RF Power Input*	7W max. at 25°C

* Passband rating, derate linearly to 3W at 100°C ambient.
Permanent damage may occur if any of these limits are exceeded.

Features

- rugged unibody construction, small size
- 7 sections
- temperature stable
- excellent power handling, 7W
- low cost

Applications

- sub-harmonic rejection
- transmitters/receivers
- lab use

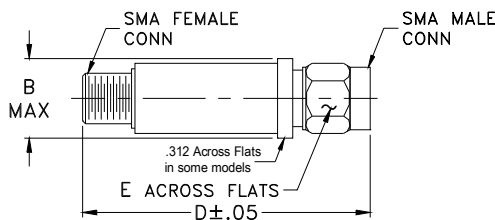
CASE STYLE: FF704

Connectors	Model
SMA	VHF-1300+

+RoHS Compliant

The +Suffix identifies RoHS Compliance. See our web site for RoHS Compliance methodologies and qualifications

Outline Drawing



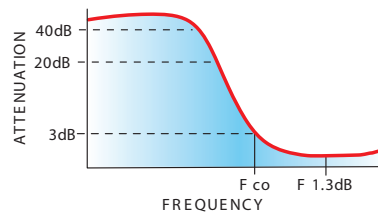
Outline Dimensions (inch/mm)

B	D	E	wt
.410	1.43	.312	grams
10.41	36.32	7.92	10.0

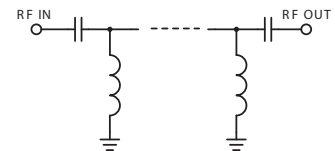
Electrical Specifications (T_{AMB}=25°C)

STOP BAND (MHz) Min.	f _{co} , MHz Nom.	PASSBAND (MHz)		VSWR (:1) Typ.	NO. OF SECTIONS
		(loss < 1.3 dB)	(loss < 2 dB)		
(loss > 40 dB)	(loss > 20 dB)	Typ.	Max.	Typ.	
680	930	1300	1510-4000	1400-5000	20:1
					1400-4000
					7

typical frequency response

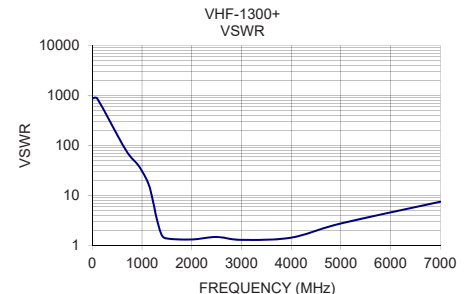
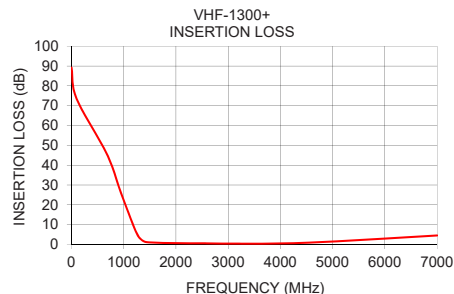


electrical schematic



Typical Performance Data

Frequency (MHz)	Insertion Loss (dB)	VSWR (:1)
1	89.20	868.59
100	73.46	868.59
680	45.52	78.97
930	27.34	39.49
1130	13.31	17.05
1230	6.74	6.91
1300	3.40	3.29
1400	1.42	1.58
1510	1.01	1.36
2000	0.64	1.31
2500	0.59	1.47
3000	0.43	1.29
4000	0.49	1.42
5000	1.48	2.73
7000	4.52	7.47



Notes

- Performance and quality attributes and conditions not expressly stated in this specification document are intended to be excluded and do not form a part of this specification document.
- Electrical specifications and performance data contained in this specification document are based on Mini-Circuit's applicable established test performance criteria and measurement instructions.
- The parts covered by this specification document are subject to Mini-Circuits standard limited warranty and terms and conditions (collectively, "Standard Terms"); Purchasers of this part are entitled to the rights and benefits contained therein. For a full statement of the Standard Terms and the exclusive rights and remedies thereunder, please visit Mini-Circuits' website at www.minicircuits.com/MCLStore/terms.jsp



www.minicircuits.com P.O. Box 350166, Brooklyn, NY 11235-0003 (718) 934-4500 sales@minicircuits.com

REV. G
M151107
VHF-1300
EDR-6437/6
RVN/AD/AM
200520
Page 1 of 1

Mouser Electronics

Authorized Distributor

Click to View Pricing, Inventory, Delivery & Lifecycle Information:

[Mini-Circuits:](#)

[VHF-1300+](#)