

SMA Fixed Attenuator

50Ω 1W 7dB DC to 6000 MHz

VAT-7+



Generic photo used for illustration purposes only

CASE STYLE: FF704

Connectors	Model
SMA	VAT-7+

+RoHS Compliant

The +Suffix identifies RoHS Compliance. See our web site for RoHS Compliance methodologies and qualifications

Maximum Ratings

Operating Temperature -45°C to 100°C

Storage Temperature -55°C to 100°C

Permanent damage may occur if any of these limits are exceeded.

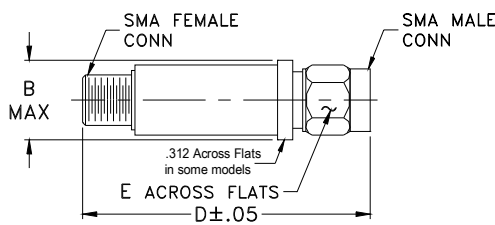
Features

- wideband coverage, DC to 6000 MHz
- 1 watt rating
- rugged unibody construction
- off-the-shelf availability
- very low cost

Applications

- impedance matching
- signal level adjustment

Outline Drawing



Outline Dimensions (inch/mm)

B	D	E	wt
.410	1.43	.312	grams
10.41	36.32	7.92	10.0

Electrical Specifications

FREQ. RANGE (MHz)	ATTENUATION * (dB) Flatness **					VSWR (:1)					MAX. INPUT POWER (W)
	DC-3 GHz		3-5 GHz	5-6 GHz	DC-6 GHz	DC-3 GHz		3-5 GHz	5-6 GHz		
	Nom.	Typ.	Typ.	Typ.	Typ.	Typ.	Max.	Typ.	Max.	Typ.	
f_L - f_U											
DC-6000	7±0.3	0.10	0.10	0.10	0.10	1.05	1.20	1.15	1.40	1.40	1.0

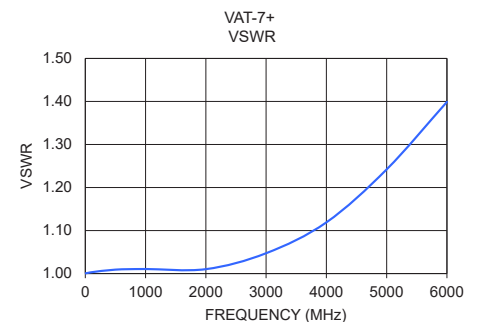
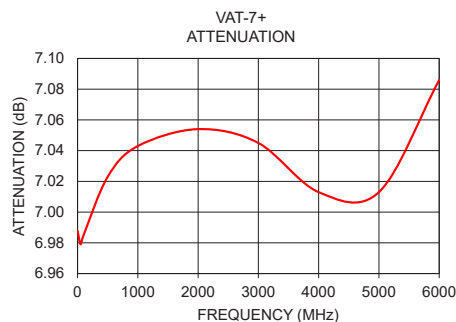
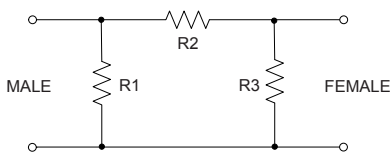
* Attenuation varies by 0.3 dB max. over temperature.

** Flatness= variation over band divided by 2.

Typical Performance Data

Frequency (MHz)	Attenuation (dB)	VSWR (:1)
0.03	6.99	1.00
50.00	6.98	1.00
100.00	6.99	1.00
500.00	7.02	1.01
1000.00	7.04	1.01
2000.00	7.05	1.01
3000.00	7.05	1.05
4000.00	7.01	1.12
5000.00	7.01	1.24
6000.00	7.09	1.40

Electrical Schematic



Notes

- A. Performance and quality attributes and conditions not expressly stated in this specification document are intended to be excluded and do not form a part of this specification document.
 B. Electrical specifications and performance data contained in this specification document are based on Mini-Circuit's applicable established test performance criteria and measurement instructions.
 C. The parts covered by this specification document are subject to Mini-Circuits standard limited warranty and terms and conditions (collectively, "Standard Terms"); Purchasers of this part are entitled to the rights and benefits contained therein. For a full statement of the Standard Terms and the exclusive rights and remedies thereunder, please visit Mini-Circuits' website at www.minicircuits.com/MCLStore/terms.jsp



Mouser Electronics

Authorized Distributor

Click to View Pricing, Inventory, Delivery & Lifecycle Information:

[Mini-Circuits:](#)

[VAT-7+](#)