

Coaxial

# N-Type Fixed Attenuator

50Ω 1W 2dB DC to 6000 MHz

## UNAT-2+



Generic photo used for illustration purposes only

CASE STYLE: FF779

Connectors	Model
N-Type	UNAT-2+

**+RoHS Compliant**

The +Suffix identifies RoHS Compliance. See our web site for RoHS Compliance methodologies and qualifications

### Maximum Ratings

Operating Temperature -45°C to 100°C

Storage Temperature -55°C to 100°C

Permanent damage may occur if any of these limits are exceeded.

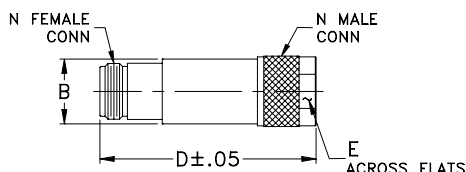
### Features

- wideband coverage, DC to 6000 MHz
- 1 watt rating
- rugged unibody construction
- off-the-shelf availability
- very low cost

### Applications

- impedance matching
- signal level adjustment

### Outline Drawing



### Outline Dimensions (inch/mm)

B	D	E	wt
.68	2.11	.718	grams
17.27	53.59	18.24	72.5

### Electrical Specifications

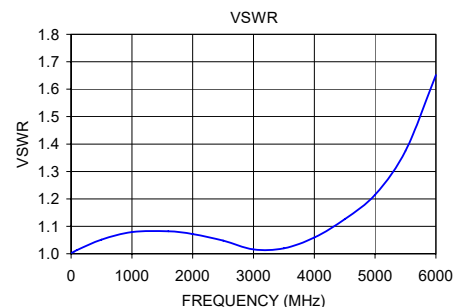
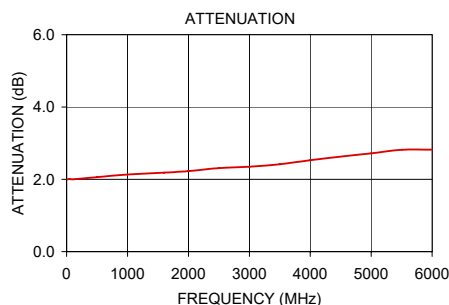
FREQ. RANGE (MHz)	ATTENUATION * (dB) Flatness **					VSWR (:1)					MAX. INPUT POWER (W)
	DC-3 GHz		3-4.5 GHz	4.5-6 GHz	DC-6 GHz	DC-3 GHz		3-4.5 GHz		4.5-6 GHz	
	Nom.	Typ.	Typ.	Typ.	Typ.	Typ.	Max.	Typ.	Max.	Typ.	
DC-6000	2±0.3	0.20	0.25	0.15	0.50	1.07	1.20	1.22	1.43	1.50	1.0

\* Attenuation varies by 0.3 dB max. over temperature.

\*\* Flatness= variation over band divided by 2.

### Typical Performance Data

Frequency (MHz)	Attenuation (dB)	VSWR (:1)
10	2.00	1.00
50	2.01	1.01
100	2.00	1.01
500	2.06	1.05
1000	2.14	1.08
1600	2.19	1.08
2000	2.23	1.07
2500	2.31	1.05
3000	2.35	1.02
3500	2.42	1.02
4000	2.53	1.06
4500	2.63	1.13
5000	2.72	1.21
5500	2.82	1.38
6000	2.82	1.65



### Notes

A. Performance and quality attributes and conditions not expressly stated in this specification document are intended to be excluded and do not form a part of this specification document.

B. Electrical specifications and performance data contained in this specification document are based on Mini-Circuit's applicable established test performance criteria and measurement instructions.

C. The parts covered by this specification document are subject to Mini-Circuits standard limited warranty and terms and conditions (collectively, "Standard Terms"); Purchasers of this part are entitled to the rights and benefits contained therein. For a full statement of the Standard Terms and the exclusive rights and remedies thereunder, please visit Mini-Circuits' website at [www.minicircuits.com/VCLStore/terms.jsp](http://www.minicircuits.com/VCLStore/terms.jsp)



[www.minicircuits.com](http://www.minicircuits.com) P.O. Box 350166, Brooklyn, NY 11235-0003 (718) 934-4500 sales@minicircuits.com

REV. E  
M151107  
ED-10269  
UNAT-2+  
UR/LC/CP/AM  
200522  
Page 1 of 1

# Mouser Electronics

Authorized Distributor

Click to View Pricing, Inventory, Delivery & Lifecycle Information:

[Mini-Circuits:](#)

[UNAT-2+](#)