

Surface Mount RF Transformer

50Ω 0.1 to 200 MHz

T-622-KK81+ T-622-KK81



Generic photo used for illustration purposes only
CASE STYLE: KK81

Maximum Ratings

Operating Temperature	-20°C to 85°C
Storage Temperature	-55°C to 100°C
RF Power	0.25W
DC Current	30mA
Permanent damage may occur if any of these limits are exceeded.	

Pin Connections

PRIMARY DOT	X1,Y2,Z3
PRIMARY	X6,Y5,Z4

Features

- wideband, 0.1 to 200 MHz
- single ended to balanced with impedance ratio selection
- also available with plug-in (X65) & flat pack (W38) leads

Applications

- HF/VHF
- test equipment

+RoHS Compliant

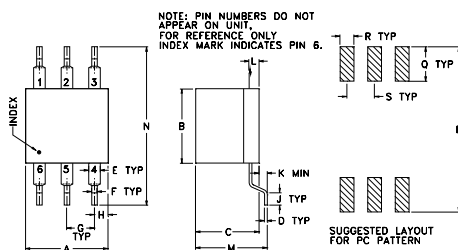
The +Suffix identifies RoHS Compliance. See our web site for RoHS Compliance methodologies and qualifications



Available Tape and Reel
at no extra cost

Reel Size	Devices/Reel
13"	900

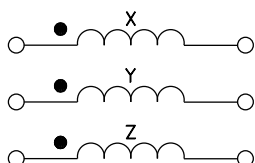
Outline Drawing



Outline Dimensions (inch)

A	B	C	D	E	F	G	H	J
.30	.27	.23	.010	.042	.020	.100	.05	.05
7.62	6.86	5.84	0.25	1.07	0.51	2.54	1.27	1.27
K	L	M	N	P	Q	R	S	wt
.020	.036	.26	.575	.600	.125	.050	.100	grams
0.51	0.91	6.60	14.61	15.24	3.18	1.27	2.54	0.50

Config. F



Notes

- Performance and quality attributes and conditions not expressly stated in this specification document are intended to be excluded and do not form a part of this specification document.
- Electrical specifications and performance data contained in this specification document are based on Mini-Circuit's applicable established test performance criteria and measurement instructions.
- The parts covered by this specification document are subject to Mini-Circuits standard limited warranty and terms and conditions (collectively, "Standard Terms"); Purchasers of this part are entitled to the rights and benefits contained therein. For a full statement of the Standard Terms and the exclusive rights and remedies thereunder, please visit Mini-Circuits' website at www.minicircuits.com/MCLStore/terms.jsp



www.minicircuits.com P.O. Box 350166, Brooklyn, NY 11235-0003 (718) 934-4500 sales@minicircuits.com

Transformer Electrical Specifications

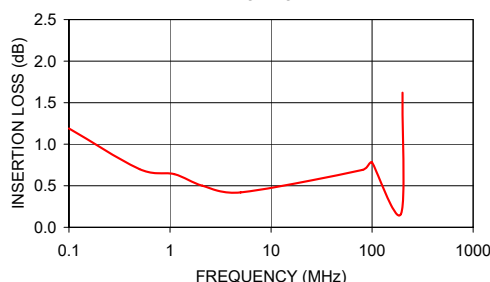
Ω RATIO	FREQUENCY (MHz)	INSERTION LOSS*		
		3 dB MHz	2 dB MHz	1 dB MHz
1:1:1	0.1-200	0.1-200	0.5-100	5-80

* Insertion Loss is referenced to mid-band loss, 0.4 dB typ.

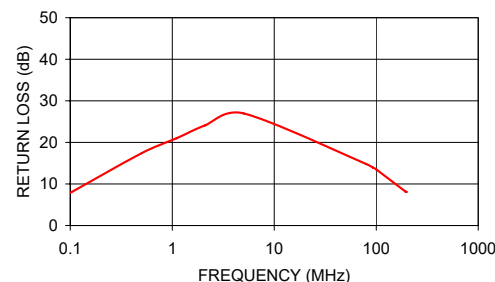
Typical Performance Data

FREQUENCY (MHz)	INSERTION LOSS (dB)	INPUT R. LOSS (dB)
0.10	1.19	7.87
0.50	0.70	17.40
1.10	0.64	20.99
2.10	0.50	24.10
5.00	0.42	26.99
80.00	0.69	14.78
93.05	0.76	13.92
100.00	0.78	13.50
193.00	0.16	8.19
200.00	1.62	8.08

T-622-KK81
INSERTION LOSS



T-622-KK81
RETURN LOSS



Mouser Electronics

Authorized Distributor

Click to View Pricing, Inventory, Delivery & Lifecycle Information:

[Mini-Circuits:](#)

[T-622-KK81+](#)