

Surface Mount RF Transformer

50Ω

2 to 500 MHz

TC8-1+



Generic photo used for illustration purposes only

CASE STYLE: AT224-1

*Addition of Top hat™ feature

- Allows faster pick-and-place
- Enables visual identification marking

+RoHS Compliant

The +Suffix identifies RoHS Compliance. See our web site for RoHS Compliance methodologies and qualifications

Reel Size	Devices/Reel
7"	20, 50, 100, 200, 500
13"	1000, 2000

Maximum Ratings

Operating Temperature	-20°C to 85°C
Storage Temperature	-55°C to 100°C
RF Power	0.25W
DC Current	30mA

Permanent damage may occur if any of these limits are exceeded.

Pin Connections

PRIMARY DOT	6
PRIMARY	4
SECONDARY DOT	3
SECONDARY	1
SECONDARY CT	2

Features

- wideband, 2 to 500 MHz
- good return loss
- plastic base with leads
- aqueous washable

Applications

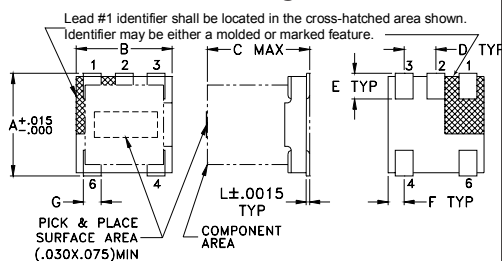
- push-pull amplifier
- impedance matching

Transformer Electrical Specifications

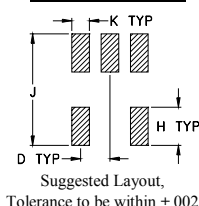
Ω RATIO (Secondary/Primary)	FREQUENCY (MHz)	INSERTION LOSS*		
		3 dB MHz	2 dB MHz	1 dB MHz
8	2-500	2-500	5-400	10-100

* Insertion Loss is referenced to mid-band loss, 0.8 dB typ.

Outline Drawing AT224-1



PCB Land Pattern



Outline Dimensions (inch/mm)

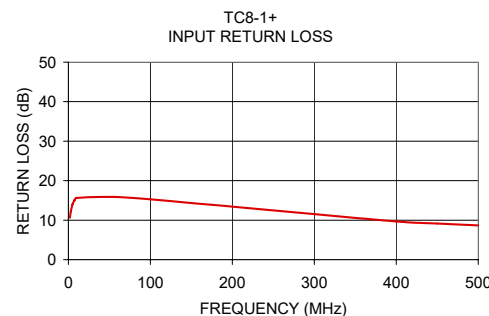
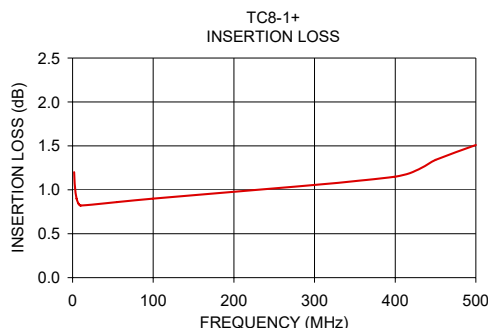
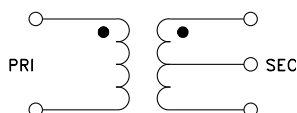
A	B	C	D	E	F
.150	.150	.160	.050	.040	.025
3.81	3.81	4.06	1.27	1.02	0.64

G	H	J	K	L	wt
.028	.065	.190	.030	.007	grams
0.71	1.65	4.83	0.76	0.18	0.15

Typical Performance Data

FREQUENCY (MHz)	INSERTION LOSS (dB)	INPUT R. LOSS (dB)
2.00	1.20	10.65
3.00	1.03	12.20
5.00	0.90	14.01
7.50	0.84	15.09
10.00	0.82	15.64
55.00	0.86	15.88
100.00	0.90	15.29
400.00	1.15	9.68
450.00	1.34	9.15
500.00	1.51	8.67

Config. A



Notes

- Performance and quality attributes and conditions not expressly stated in this specification document are intended to be excluded and do not form a part of this specification document.
- Electrical specifications and performance data contained in this specification document are based on Mini-Circuit's applicable established test performance criteria and measurement instructions.
- The parts covered by this specification document are subject to Mini-Circuits standard limited warranty and terms and conditions (collectively, "Standard Terms"); Purchasers of this part are entitled to the rights and benefits contained therein. For a full statement of the Standard Terms and the exclusive rights and remedies thereunder, please visit Mini-Circuits' website at www.minicircuits.com/MCLStore/terms.jsp



www.minicircuits.com P.O. Box 350166, Brooklyn, NY 11235-0003 (718) 934-4500 sales@minicircuits.com

REV. C
M151107
TC8-1+
IG/TD/CP/AM
200407
Page 1 of 1

Mouser Electronics

Authorized Distributor

Click to View Pricing, Inventory, Delivery & Lifecycle Information:

[Mini-Circuits:](#)

[TC8-1+](#)