

Surface Mount RF Transformer

50Ω 200 to 1400 MHz

Maximum Ratings

Operating Temperature	-20°C to 85°C
Storage Temperature	-55°C to 100°C
RF Power	0.25W
DC Current	30mA

Permanent damage may occur if any of these limits are exceeded.

Pin Connections

PRIMARY DOT	6
PRIMARY	4
SECONDARY DOT	3
SECONDARY	1
SECONDARY CT	2

Features

- good return loss
- wideband, 200 to 1400 MHz
- plastic base with leads
- aqueous washable

Applications

- push-pull amplifiers
- impedance matching

TC4-14+



Generic photo used for illustration purposes only

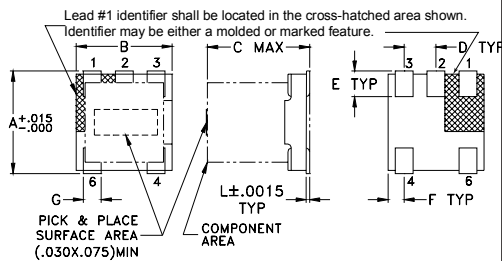
CASE STYLE: AT224-1

+RoHS Compliant

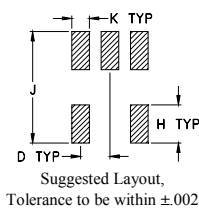
The +Suffix identifies RoHS Compliance. See our web site for RoHS Compliance methodologies and qualifications

Reel Size	Devices/Reel
7"	20, 50, 100, 200, 500
13"	1000, 2000

Outline Drawing AT224-1



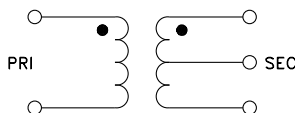
PCB Land Pattern



Outline Dimensions (inch)

A	B	C	D	E	F
.150	.150	.160	.050	.040	.025
3.81	3.81	4.06	1.27	1.02	0.64
G	H	J	K	L	wt
.028	.065	.190	.030	.007	grams
0.71	1.65	4.83	0.76	0.18	0.15

Config. A



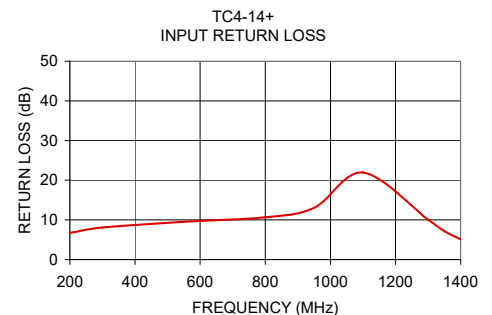
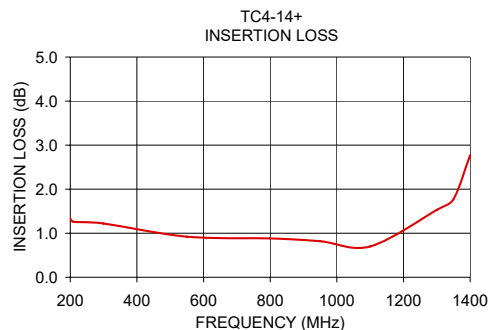
Transformer Electrical Specifications

Ω RATIO (Secondary/Primary)	FREQUENCY (MHz)	INSERTION LOSS*		
		3 dB MHz	2 dB MHz	1 dB MHz
4	200-1400	200-1400	300-1300	800-1100

* Insertion Loss is referenced to mid-band loss, 0.7 dB typ.

Typical Performance Data

FREQUENCY (MHz)	INSERTION LOSS (dB)	INPUT R. LOSS (dB)
200.00	1.33	6.74
210.00	1.26	6.88
300.00	1.22	8.07
550.00	0.92	9.54
800.00	0.88	10.68
950.00	0.82	13.05
1100.00	0.70	21.93
1300.00	1.53	10.04
1350.00	1.77	7.15
1400.00	2.77	5.05



Notes

- Performance and quality attributes and conditions not expressly stated in this specification document are intended to be excluded and do not form a part of this specification document.
- Electrical specifications and performance data contained in this specification document are based on Mini-Circuit's applicable established test performance criteria and measurement instructions.
- The parts covered by this specification document are subject to Mini-Circuits standard limited warranty and terms and conditions (collectively, "Standard Terms"); Purchasers of this part are entitled to the rights and benefits contained therein. For a full statement of the Standard Terms and the exclusive rights and remedies thereunder, please visit Mini-Circuits' website at www.minicircuits.com/MCLStore/terms.jsp



www.minicircuits.com P.O. Box 350166, Brooklyn, NY 11235-0003 (718) 934-4500 sales@minicircuits.com

REV. C
M151107
TC4-14+
IG/TD/CP/AM
200407
Page 1 of 1

Mouser Electronics

Authorized Distributor

Click to View Pricing, Inventory, Delivery & Lifecycle Information:

[Mini-Circuits:](#)

[TC4-14+](#)