

# RF Transformer

50Ω

0.15 to 400 MHz

**T1-1-KK81+**

Generic photo used for illustration purposes only

CASE STYLE: KK81

**+RoHS Compliant**

The +Suffix identifies RoHS Compliance. See our web site for RoHS Compliance methodologies and qualifications

Available Tape and Reel  
at no extra cost

Reel Size	Devices/Reel
13"	900

## Maximum Ratings

Operating Temperature	-20°C to 85°C
Storage Temperature	-55°C to 100°C
RF Power	250mW
DC Current	30mA
Permanent damage may occur if any of these limits are exceeded.	

## Pin Connections

PRIMARY DOT	4
PRIMARY	6
SECONDARY DOT	3
SECONDARY	1
SECONDARY CT	—
NOT USED	2,5

## Features

- wideband, 0.15 to 400 MHz
- good return loss
- also available with plug-in (X65) & radial (W38) leads

## Applications

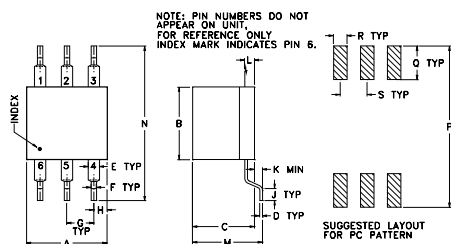
- VHF/UHF
- receivers/transmitters

## Transformer Electrical Specifications

Ω RATIO	FREQUENCY (MHz)	INSERTION LOSS*		
		3 dB MHz	2 dB MHz	1 dB MHz
1	0.15-400	0.15-400	0.35-200	2-50

\* Insertion Loss is referenced to mid-band loss, 0.6 dB typ.

## Outline Drawing



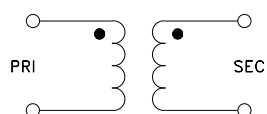
## Outline Dimensions (inch)

A	B	C	D	E	F	G	H	J
.30	.27	.23	.010	.042	.020	.100	.05	.05
7.62	6.86	5.84	0.25	1.07	0.51	2.54	1.27	1.27
K	L	M	N	P	Q	R	S	wt
.020	.036	.26	.575	.600	.125	.050	.100	grams
0.51	0.91	6.60	14.61	15.24	3.18	1.27	2.54	0.50

## Typical Performance Data

FREQUENCY (MHz)	INSERTION LOSS (dB)	INPUT R. LOSS (dB)
0.15	2.75	1.98
0.20	2.10	3.10
0.30	1.44	9.92
0.35	1.29	11.10
1.00	0.92	16.82
2.00	0.75	19.24
50.00	0.64	20.06
191.32	1.23	10.15
200.00	1.26	9.90
400.00	2.75	4.79

## Config. C



### Notes

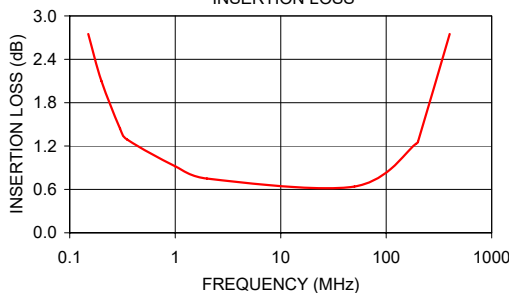
- A. Performance and quality attributes and conditions not expressly stated in this specification document are intended to be excluded and do not form a part of this specification document.  
 B. Electrical specifications and performance data contained in this specification document are based on Mini-Circuit's applicable established test performance criteria and measurement instructions.  
 C. The parts covered by this specification document are subject to Mini-Circuits standard limited warranty and terms and conditions (collectively, "Standard Terms"); Purchasers of this part are entitled to the rights and benefits contained therein. For a full statement of the Standard Terms and the exclusive rights and remedies thereunder, please visit Mini-Circuits' website at [www.minicircuits.com/MCLStore/terms.jsp](http://www.minicircuits.com/MCLStore/terms.jsp)



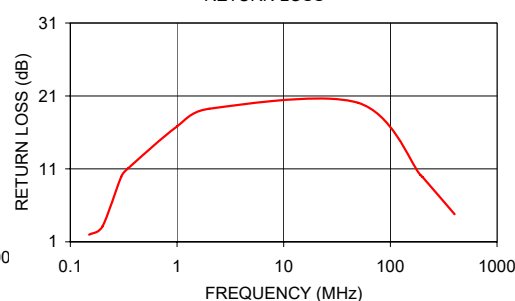
www.minicircuits.com P.O. Box 350166, Brooklyn, NY 11235-0003 (718) 934-4500 sales@minicircuits.com

 REV. C  
 M160892  
 T1-1-KK81+  
 IG/CP/AM  
 200721

INSERTION LOSS



RETURN LOSS



# Mouser Electronics

Authorized Distributor

Click to View Pricing, Inventory, Delivery & Lifecycle Information:

[Mini-Circuits:](#)

[T1-1-KK81+](#)