



MMIC SURFACE MOUNT

Low Noise Amplifier

PMA3-5123+


50Ω 5.5 to 12.5 GHz High Dynamic Range

THE BIG DEAL

- Low Noise Figure, Typ. 1.0 dB
- High OIP3, Typ. +28.1 dBm
- High P1dB, Typ. +16.8 dBm
- Single Supply Voltage, +4 V & 72 mA
- 3x3 mm 16-Lead QFN-Style Package

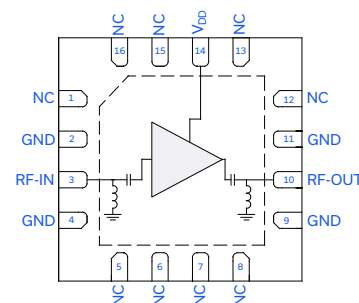
APPLICATIONS

- Test & Measurement Equipment
- Back Haul Radio Systems
- Satellite Communications
- Radar, EW, and ECM Defense Systems



Generic photo used for illustration purposes only

FUNCTIONAL DIAGRAM



PRODUCT OVERVIEW

The PMA3-5123+ is a pHEMT-based ultra-low noise MMIC amplifier with high IP3 and flat gain. Operating from 5.5 to 12.5 GHz, this amplifier features high dynamic range with typical 1.0 dB noise figure, 21.6 dB gain, +16.8 dBm P1dB, and +28.1 dBm OIP3. This combination of characteristics makes it ideal for sensitive, high dynamic range receiver applications. The device is internally DC blocked, and a DC path to ground is present at the RF input and output ports for ESD protection. PMA3-5123+ operates on a single +4 V supply, is well matched to 50Ω, and comes in a small, low profile 3x3 mm QFN-style package for easy integration into dense circuit board layouts.

KEY FEATURES

Features	Advantages
Low Noise Figure, Typ. 1.0 dB	This ultra-low noise MMIC device enables low system noise figure performance without the need for complicated discrete-based solutions.
Low Power Consumption, Typ. +4 V & 72 mA	At only 72 mA, this amplifier is ideal for applications with limited available power or densely packed applications where thermal and power management is critical.
High Dynamic Range: <ul style="list-style-type: none">• Gain, Typ. 21.6 dB• OIP3, Typ. +28.1 dBm• P1dB, Typ. +16.8 dBm	The MMIC amplifier's unique combination of low noise figure, high gain, high P1dB, and high OIP3 enables optimum performance in sensitive high dynamic range receivers.
3x3 mm 16-Lead QFN-Style Package	Small footprint saves space in dense layouts while providing low inductance, repeatable transitions, and excellent thermal contact to the PCB. Industry standard packaging allows for ease of assembly in high volume manufacturing processes.



MMIC SURFACE MOUNT

Low Noise Amplifier

PMA3-5123+

Mini-Circuits

50Ω 5.5 to 12.5 GHz High Dynamic Range

ELECTRICAL SPECIFICATIONS¹ AT +25°C, V_{DD} = +4 V, UNLESS NOTED OTHERWISE

Parameter	Condition (GHz)	Min.	Typ.	Max.	Units
Frequency Range		5.5		12.5	GHz
Gain	5.5	21.6	22.6		dB
	8	20.9	21.8		
	10	20.7	21.6		
	12	21.1	22.3		
	12.5	20.9	22.4		
Input Return Loss	5.5		13		dB
	8		11		
	10		11		
	12		9		
	12.5		10		
Output Return Loss	5.5		10		dB
	8		16		
	10		17		
	12		12		
	12.5		10		
Isolation	5.5 - 12.5		51		dB
Output Power at 1 dB Compression (P1dB)	5.5		+16.4		dBm
	8		+17.5		
	10		+16.8		
	12		+13.6		
	12.5		+13.0		
Output Third-Order Intercept (P_{OUT} = +5 dBm/Tone)	5.5		+27.2		dBm
	8		+28.9		
	10		+28.1		
	12		+27.5		
	12.5		+27.7		
Noise Figure	5.5		1.0		dB
	8		0.9		
	10		1.0		
	12		1.3		
	12.5		1.3		
Device Operating Voltage (V_{DD})		+3.75	+4.0	+4.25	V
Device Operating Current (I_{DD}) ²			72		mA
DC Current Variation vs. Temperature ³			3.33		μA/°C
DC Current Variation vs. Voltage ⁴			0.024		mA/mV

1. Tested on Mini-Circuits Characterization Test Board TB-PMA3-5123C+. See Figure 2. Board loss de-embedded to the device.

2. Current at P_{IN} = -25 dBm. Increases to 74 mA at P1dB.

3. (Current at +105°C - Current at -45°C) / (+150°C)

4. (Current at +4.25 V - Current at +3.75 V) / (+4.25 V - +3.75 V)





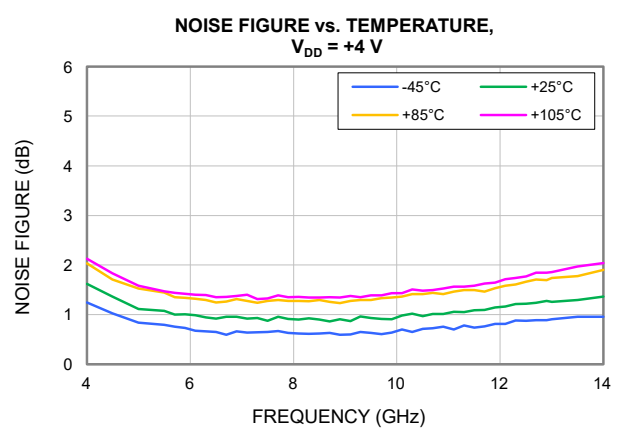
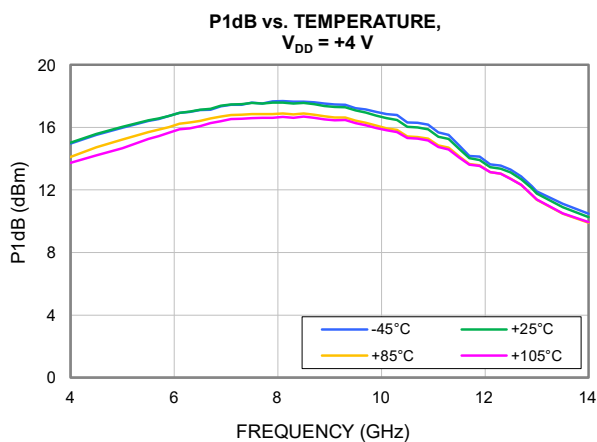
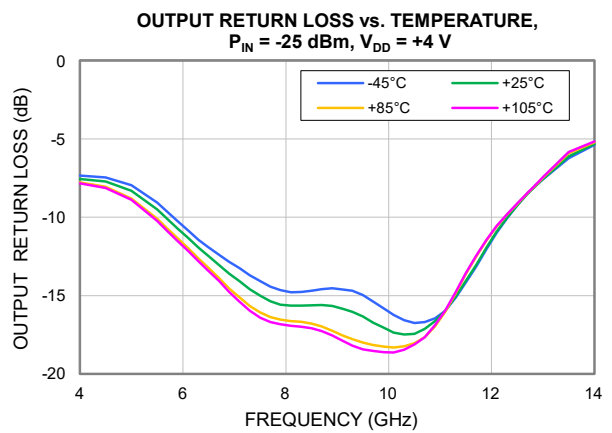
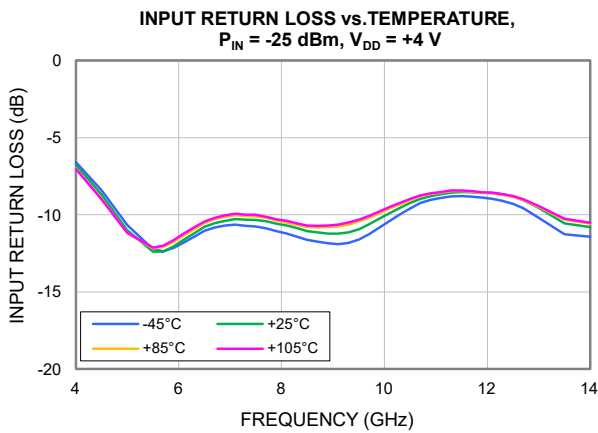
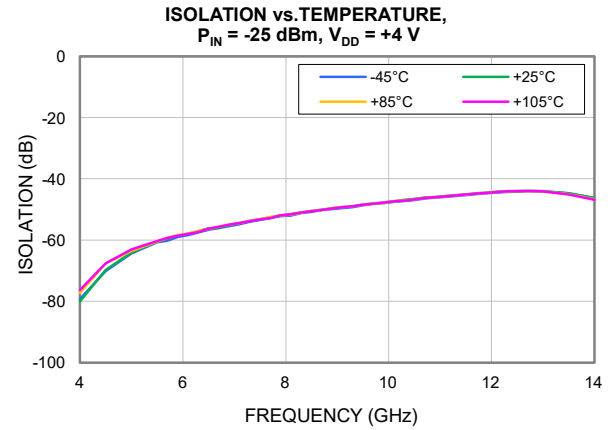
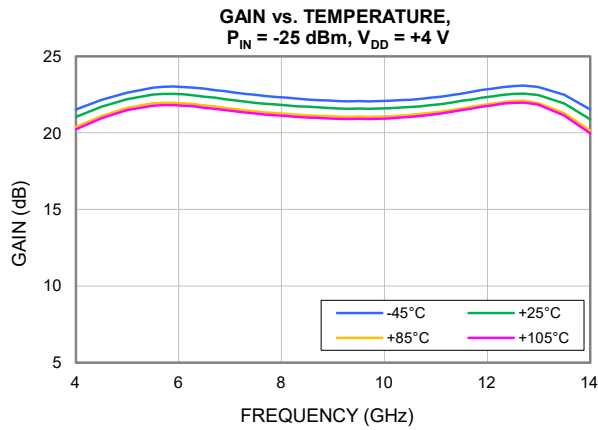
MMIC SURFACE MOUNT

Low Noise Amplifier

PMA3-5123+

50Ω 5.5 to 12.5 GHz High Dynamic Range

TYPICAL PERFORMANCE GRAPHS





MMIC SURFACE MOUNT

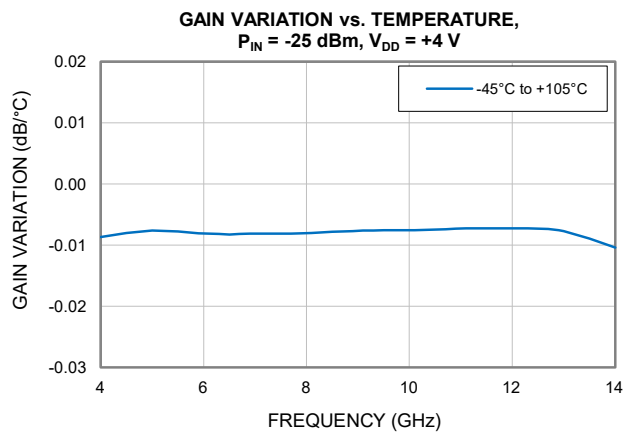
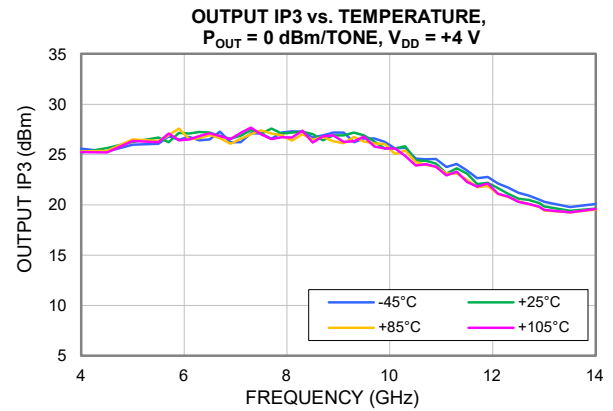
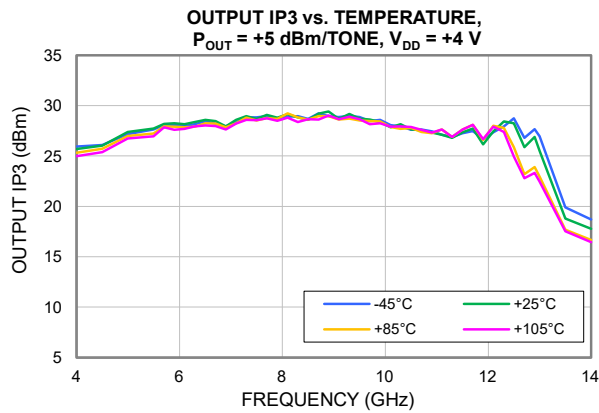
Low Noise Amplifier

PMA3-5123+

Mini-Circuits

50 Ω 5.5 to 12.5 GHz High Dynamic Range

TYPICAL PERFORMANCE GRAPHS





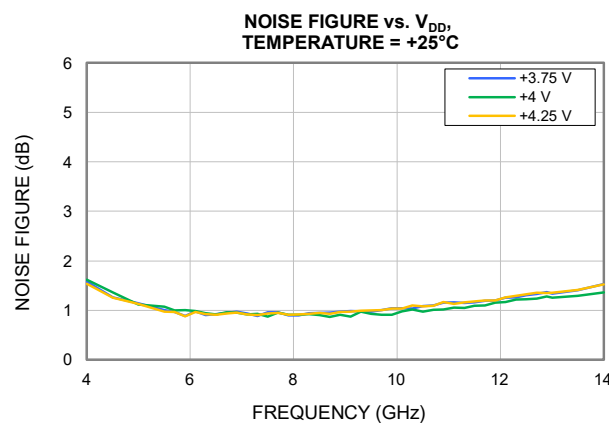
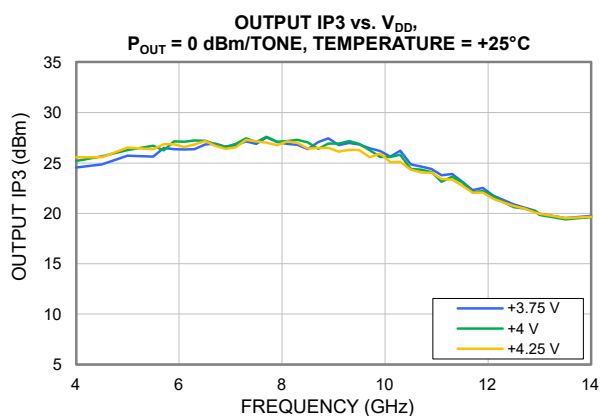
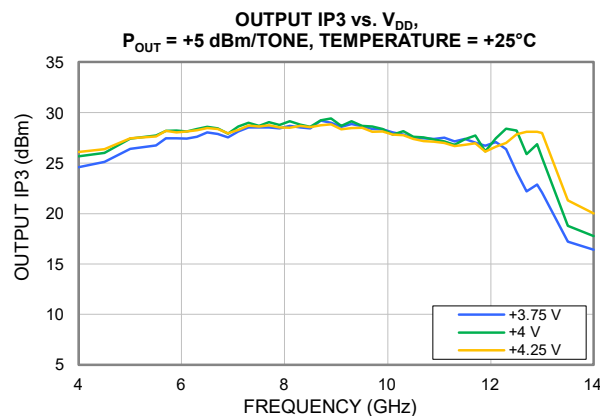
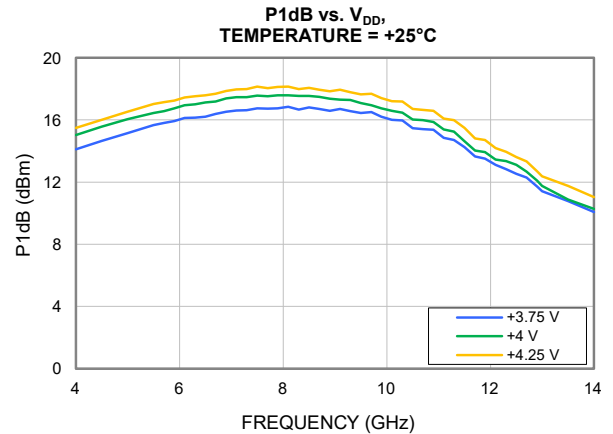
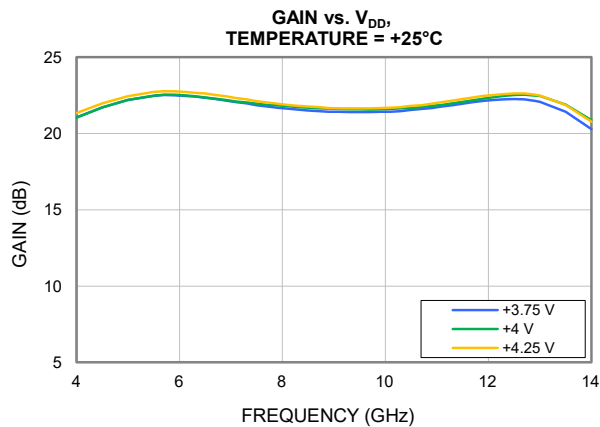
MMIC SURFACE MOUNT

Low Noise Amplifier

PMA3-5123+

50 Ω 5.5 to 12.5 GHz High Dynamic Range

TYPICAL PERFORMANCE GRAPHS





MMIC SURFACE MOUNT

Low Noise Amplifier

PMA3-5123+

50Ω 5.5 to 12.5 GHz High Dynamic Range

ABSOLUTE MAXIMUM RATINGS⁵

Parameter	Ratings
Operating Temperature	-45°C to +105°C
Storage Temperature	-65°C to +150°C
Junction Temperature ⁶	+150°C
Total Power Dissipation	0.45 W
Input Power (CW), $V_{DD} = +4$ V	+22 dBm
DC Voltage at V_{DD}	+5 V
DC Current I_{DD}	90 mA

5. Permanent damage may occur if any of these limits are exceeded. Maximum ratings are not intended for continuous normal operation.

6. Peak temperature on top of Die.

THERMAL RESISTANCE

Parameter	Ratings
Thermal Resistance (Θ_{JC}) ⁷	61.9°C/W

7. Θ_{JC} = (Hot Spot Temperature on Die - Temperature at Ground Lead)/Dissipated Power

ESD RATING

	Class	Voltage Range	Reference Standard
HBM	1C	1000 V to < 2000 V	ANSI/ESDA/JEDEC JS-001-2017
CDM	C3	≥ 1000 V	JESD22-C101F



ESD HANDLING PRECAUTION: This device is designed to be Class 1C for HBM. Static charges may easily produce potentials higher than this with improper handling and can discharge into DUT and damage it. As a preventive measure Industry standard ESD handling precautions should be used at all times to protect the device from ESD damage.

MSL RATING

Moisture Sensitivity: MSL1 in accordance with IPC/JEDEC J-STD-020E/JEDEC J-STD-033C





MMIC SURFACE MOUNT

Low Noise Amplifier

PMA3-5123+

Mini-Circuits

50Ω 5.5 to 12.5 GHz High Dynamic Range

FUNCTIONAL DIAGRAM

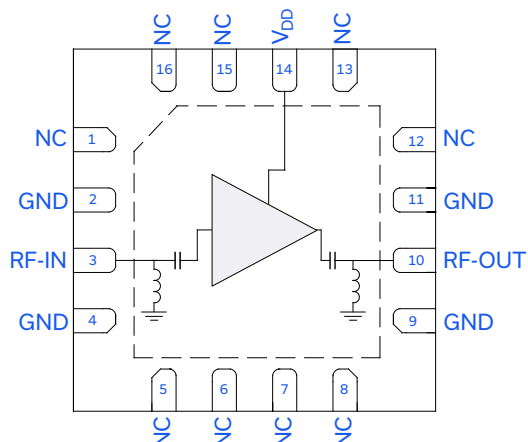


Figure 1. PMA3-5123+ Functional Diagram

PAD DESCRIPTION

Function	Pad Number	Description (Refer to Figure 2)
RF-IN	3	RF-IN Pad connects to RF Input port.
RF-OUT	10	RF-OUT Pad connects to RF Output port.
V _{DD}	14	DC Input Pad connects to voltage input port V _{DD} .
GND	2, 4, 9, 11 & Paddle	Connects to ground.
NC	1, 5-8, 12, 13, 15, 16	Not used internally. Connected to ground on test board.

CHARACTERIZATION TEST BOARD

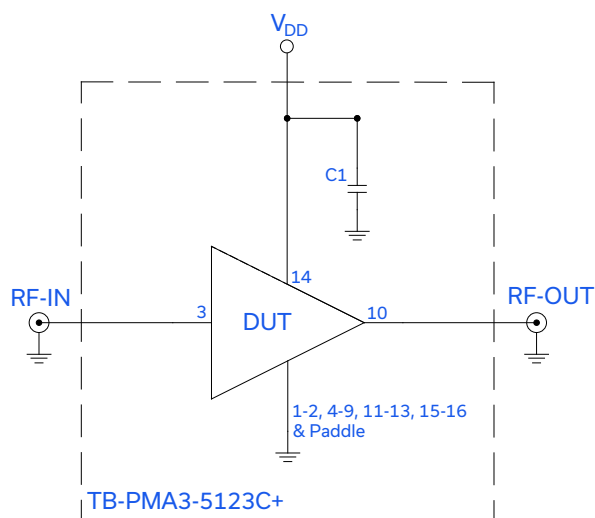


Figure 2. PMA3-5123+ Characterization and Application Circuit.

Electrical Parameters and Conditions

Gain, Return Loss, Output Power at 1dB Compression (P1dB), Output IP3 (OIP3), and Noise Figure measured using N5242A PNA-X microwave network analyzer.

Conditions:

1. Gain and Return Loss: P_{IN} = -25 dBm
2. Output IP3 (OIP3): Two tones, spaced 1 MHz apart, 0 dBm/Tone & +5 dBm/Tone at output.
3. V_{DD} = +4 V

Component	Value	Size	Part Number	Manufacturer
C1	1 μF	0402	GRM155C81E105KE11D	Murata



MMIC SURFACE MOUNT

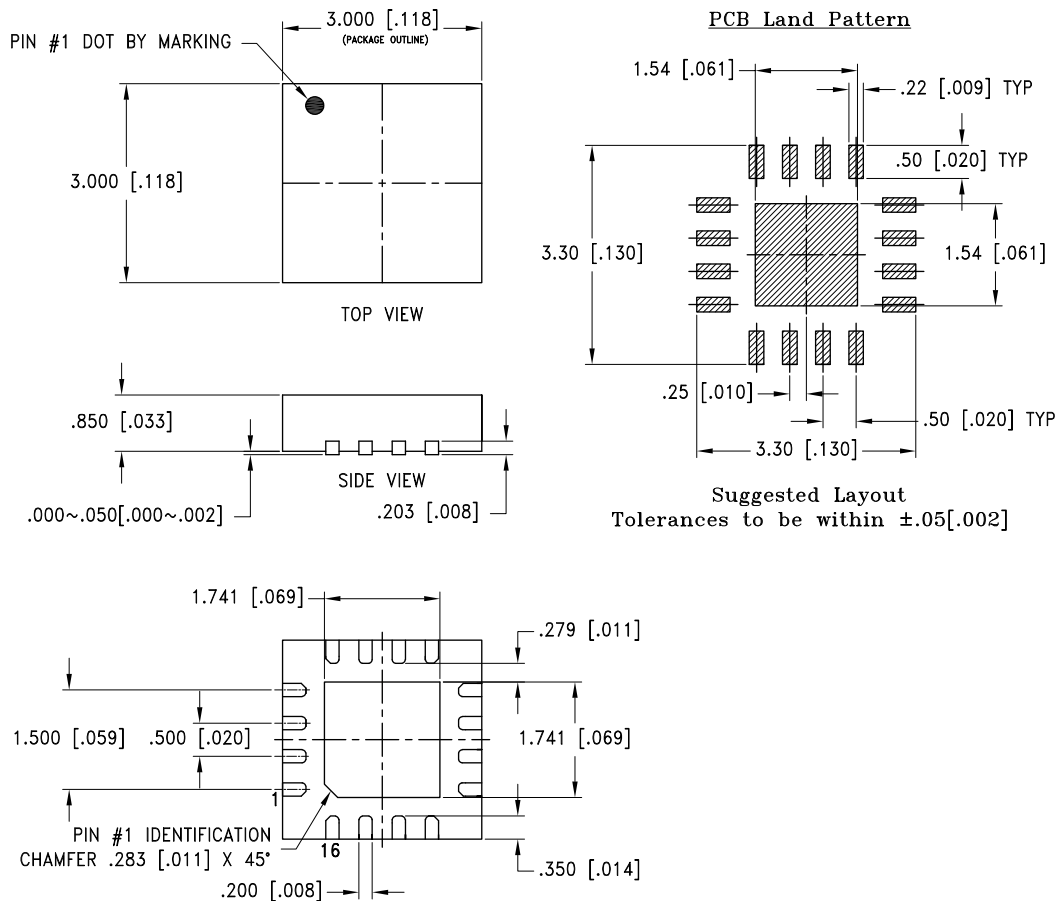
Low Noise Amplifier

PMA3-5123+

Mini-Circuits

50Ω 5.5 to 12.5 GHz High Dynamic Range

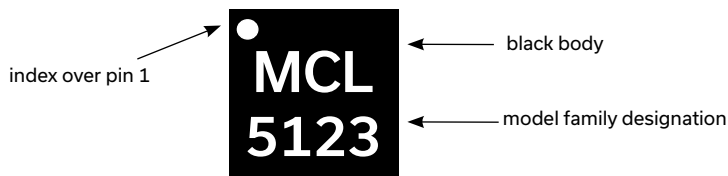
CASE STYLE DRAWING



Weight: .02 grams

Dimensions are in mm [Inches]. Tolerances: 3 Pl. $\pm .05$ [.002]

PRODUCT MARKING



Marking may contain other features or characters for internal lot control

Mini-Circuits



Mini-Circuits

MMIC SURFACE MOUNT

Low Noise Amplifier

PMA3-5123+

50Ω 5.5 to 12.5 GHz High Dynamic Range

ADDITIONAL DETAILED INFORMATION IS AVAILABLE ON OUR DASHBOARD

[CLICK HERE](#)

Performance Data & Graphs	Data
	Graphs
	S-Parameter (S2P Files) Data Set (.zip file)
Case Style	DQ3005 Plastic package, exposed paddle, Lead Finish: Matte-Tin
RoHS Status	Compliant
Tape & Reel Standard quantities available on reel	F104 7" reels with 20, 50, 100, 200, 500, 1000, or 2000 devices
Suggested Layout for PCB Design	PL-782
Evaluation Board	TB-PMA3-5123C+
	Gerber File
Environmental Ratings	ENV08T1

NOTES

- A. Performance and quality attributes and conditions not expressly stated in this specification document are intended to be excluded and do not form a part of this specification document.
- B. Electrical specifications and performance data contained in this specification document are based on Mini-Circuit's applicable established test performance criteria and measurement instructions.
- C. The parts covered by this specification document are subject to Mini-Circuits standard limited warranty and terms and conditions (collectively, "Standard Terms"); Purchasers of this part are entitled to the rights and benefits contained therein. For a full statement of the standard terms and the exclusive rights and remedies thereunder, please visit Mini-Circuits' website at www.minicircuits.com/terms/viewterm.html



Mouser Electronics

Authorized Distributor

Click to View Pricing, Inventory, Delivery & Lifecycle Information:

[Mini-Circuits:](#)

[PMA3-5123+](#)