



THE BIG DEAL

- Wideband, 2000 to 7000 MHz
- Low phase unbalance, 4 deg. and amplitude unbalance, 0.8 dB typ.
- Miniature size, (3 x 3 x 0.89 mm)
- Low cost
- Aqueous washable



Generic photo used for illustration purposes only

CASE STYLE: DQ1225

+RoHS Compliant

The +Suffix identifies RoHS Compliance.
See our website for methodologies and qualifications

APPLICATIONS

- WLAN
- WiMAX/WIBRO
- ISM
- RADAR

PRODUCT OVERVIEW

Mini-Circuits MTX2-73+ is a wideband MMIC balun transformer with an impedance ratio of 2:1 covering a wide range of applications from 2000 to 7000 MHz. Fabricated using IPD process technology, this model provides outstanding repeatability with low insertion loss, low amplitude unbalance, low phase unbalance, and RF input power handling up to +34 dBm (2.5W). The unit comes housed in a tiny 3 x 3 x 0.89mm QFN package with low inductance, excellent thermal efficiency, and high ESD rating.

KEY FEATURES

Feature	Advantages
Wideband, 2000 to 7000 MHz	MTX2-73+ supports a broad variety of applications including WLAN, WiMAX, WiBro, ISM, radar and more.
Low insertion loss <ul style="list-style-type: none">• 0.6 dB, 2600 to 6000 MHz• 1.9 dB, 2000 to 7000 MHz	Enables excellent signal power transmission from input to output.
Low unbalance <ul style="list-style-type: none">• 0.8 dB amplitude unbalance• 4° phase unbalance	Low unbalance can improve a system's electromagnetic compatibility by rejecting unwanted common-mode noise.
Tiny size, 3 x 3 x 0.89 mm	Accommodates tight space requirements for dense PCB layouts.



ELECTRICAL SPECIFICATIONS AT 25°C

Parameter	Frequency (MHz)	Min.	Typ.	Max.	Units
Impedance Ratio (secondary/primary)		2			
Frequency Range		2000		7000	MHz
Insertion Loss ¹	2600 - 6000	—	0.6	1.0	dB
	2000 - 7000	—	1.9	2.3	
Amplitude Unbalance	2600 - 6000	—	0.5	0.9	dB
	2000 - 7000	—	0.8	1.2	
Phase Unbalance ²	2600 - 6000	—	3	5	Degree
	2000 - 7000	—	4	7	

1. Insertion loss is referenced to mid-band loss, 1.5 dB.

2. Relative to 180°

MAXIMUM RATINGS

Parameter	Ratings
Operating Temperature	-40°C to 85°C
Storage Temperature	-65°C to 150°C
Input RF Power	34 dBm at 25°C

Permanent damage may occur if any of these limits are exceeded.



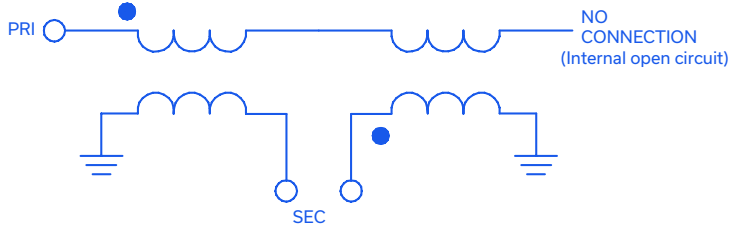
Mini-Circuits

MMIC BALUN

RF Transformer

MTX2-73+

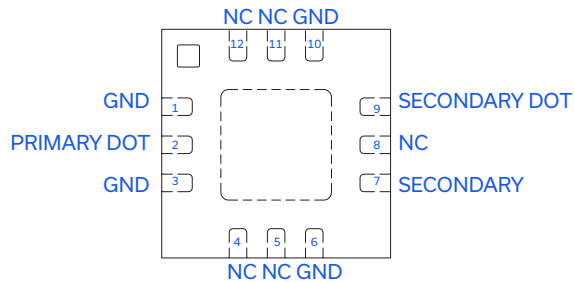
CONFIGURATION J



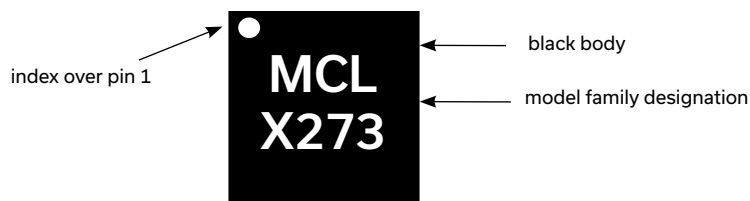
PAD CONNECTIONS

Function	Pad Number
PRIMARY DOT (Unbalanced Port)	2
SECONDARY DOT (Balanced)	9
SECONDARY (Balanced)	7
EXTERNAL GND	1,3,6,10 & paddle
NO CONNECTION	all other

TOP VIEW



PRODUCT MARKING



Marking may contain other features or characters for internal lot control





MMIC BALUN

RF Transformer

MTX2-73+

Mini-Circuits

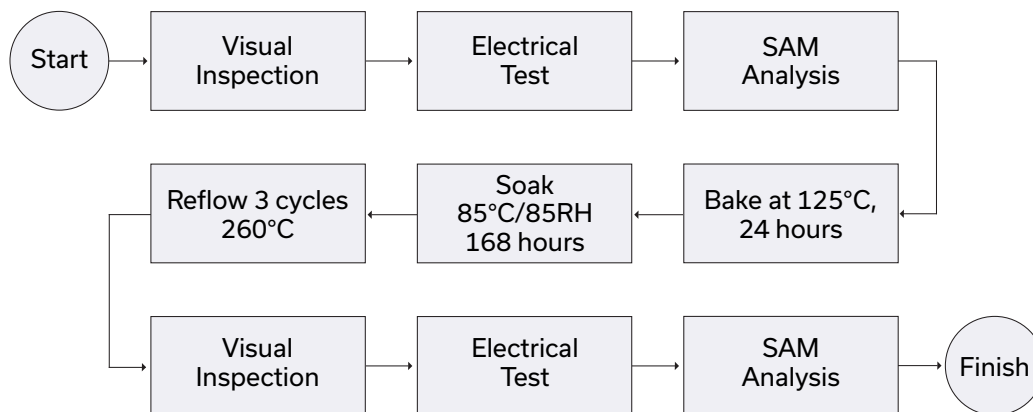
ADDITIONAL DETAILED TECHNICAL INFORMATION IS AVAILABLE ON OUR DASH BOARD. TO ACCESS [CLICK HERE](#)

Performance Data	Data Table
	Swept Graphs
	S-Parameter (S2P Files) Data Set (.zip file)
Case Style	DQ1225 Plastic package, exposed paddle lead finish: Matte-Tin
Tape & Reel Standard quantities available on reel	F66 7" reels with 20, 50, 100, 200, 500 or 1K devices
Suggested Layout for PCB Design	PL-482
Evaluation Board	TB-MTX2-73+
Environmental Ratings	ENV12

ESD RATING

Human Body Model (HBM): Class 1B (500 to < 1000V) in accordance with ANSI/ESD STM 5.1 - 2001

MSL TEST FLOW CHART



NOTES

- Performance and quality attributes and conditions not expressly stated in this specification document are intended to be excluded and do not form a part of this specification document.
- Electrical specifications and performance data contained in this specification document are based on Mini-Circuit's applicable established test performance criteria and measurement instructions.
- The parts covered by this specification document are subject to Mini-Circuits standard limited warranty and terms and conditions (collectively, "Standard Terms"); Purchasers of this part are entitled to the rights and benefits contained therein. For a full statement of the standard. Terms and the exclusive rights and remedies thereunder, please visit Mini-Circuits' website at www.minicircuits.com/MCLStore/terms.jsp



Mouser Electronics

Authorized Distributor

Click to View Pricing, Inventory, Delivery & Lifecycle Information:

[Mini-Circuits:](#)

[MTX2-73+](#)