

Coaxial SMA Fixed Attenuator

50Ω 1W 20dB DC to 12000 MHz

FW-20+

Maximum Ratings

Operating Temperature	-45°C to 100°C
Storage Temperature	-55°C to 100°C
Permanent damage may occur if any of these limits are exceeded.	

Features

- wideband coverage, DC to 12000 MHz
- 1 watt rating
- rugged unibody construction
- off-the-shelf availability
- very low cost

Applications

- impedance matching
- signal level adjustment



Generic photo used for illustration purposes only

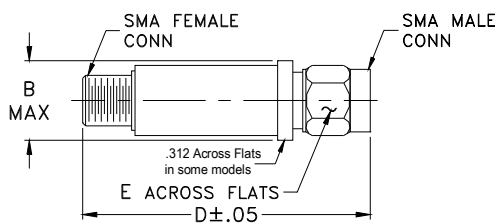
CASE STYLE: FF704

Connectors	Model
SMA	FW-20+

+RoHS Compliant

The +Suffix identifies RoHS Compliance. See our web site for RoHS Compliance methodologies and qualifications

Outline Drawing



Outline Dimensions (inch/mm)

B	D	E	wt
.410	1.43	.312	grams
10.41	36.32	7.92	10.0

Electrical Specifications at 25°C

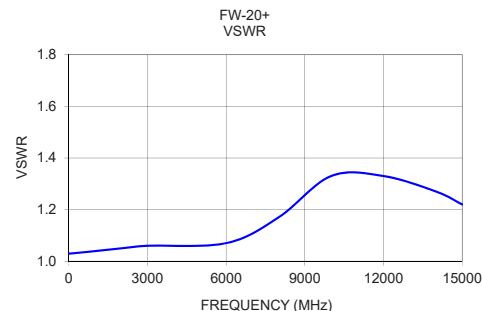
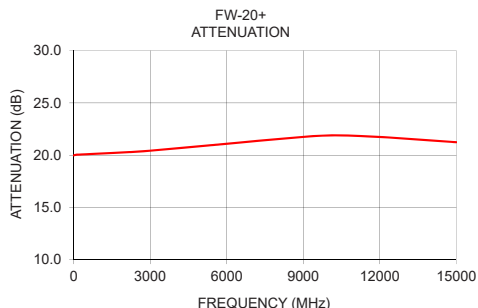
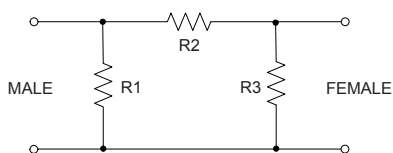
Parameter	Condition (MHz)	Min.	Typ.	Max.	Unit
Frequency Range		DC	—	12000	MHz
Attenuation	10	—	20	—	dB
	DC - 3000	19.1	20.2	21.4	
	3000 - 8000	19.45	21	22.9	
	8000 - 12000	20.25	21.85	23.2	
VSWR	DC - 3000	—	1.05	1.20	:1
	3000 - 8000	—	1.20	1.35	
	8000 - 12000	—	1.35	—	
Input Power	DC - 12000	—	—	1.0	W

1. Flatness = variation over band divided by 2.

Typical Performance Data

Frequency (MHz)	Attenuation (dB)	VSWR (:1)
10.00	19.98	1.03
100.00	20.04	1.03
2000.00	20.27	1.05
3000.00	20.43	1.06
6000.00	21.09	1.07
8000.00	21.54	1.17
10000.00	21.89	1.33
12000.00	21.74	1.33
14000.00	21.41	1.27
15000.00	21.24	1.22

Electrical Schematic



Notes

- A. Performance and quality attributes and conditions not expressly stated in this specification document are intended to be excluded and do not form a part of this specification document.
B. Electrical specifications and performance data contained in this specification document are based on Mini-Circuit's applicable established test performance criteria and measurement instructions.
C. The parts covered by this specification document are subject to Mini-Circuits standard limited warranty and terms and conditions (collectively, "Standard Terms"); Purchasers of this part are entitled to the rights and benefits contained therein. For a full statement of the Standard Terms and the exclusive rights and remedies thereunder, please visit Mini-Circuits' website at www.minicircuits.com/MCLStore/terms.jsp



www.minicircuits.com P.O. Box 350166, Brooklyn, NY 11235-0003 (718) 934-4500 sales@minicircuits.com

REV. A
M151107
ED-16254/13
FW-20+
DJ/CP/AM
200520
Page 1 of 1

Mouser Electronics

Authorized Distributor

Click to View Pricing, Inventory, Delivery & Lifecycle Information:

[Mini-Circuits:](#)

[FW-20+](#)