

Coaxial SMA Fixed Attenuator

50Ω 1W 15dB DC to 12000 MHz

FW-15+

Maximum Ratings

Operating Temperature	-45°C to 100°C
Storage Temperature	-55°C to 100°C
Permanent damage may occur if any of these limits are exceeded.	

Features

- wideband coverage, DC to 12000 MHz
- 1 watt rating
- rugged unibody construction
- off-the-shelf availability
- very low cost

Applications

- impedance matching
- signal level adjustment



Generic photo used for illustration purposes only

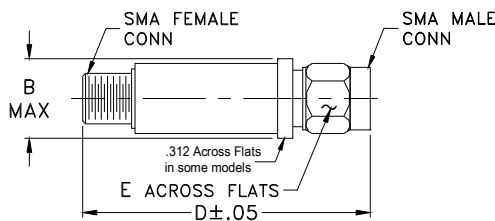
CASE STYLE: FF704

Connectors	Model
SMA	FW-15+

+RoHS Compliant

The +Suffix identifies RoHS Compliance. See our web site for RoHS Compliance methodologies and qualifications

Outline Drawing



Outline Dimensions (inch/mm)

B	D	E	wt
.410	1.43	.312	grams
10.41	36.32	7.92	10.0

Electrical Specifications at 25°C

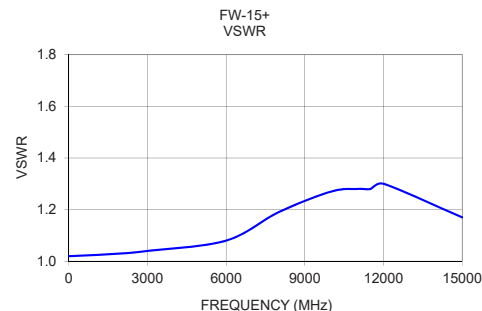
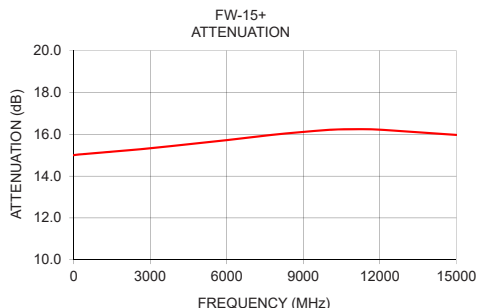
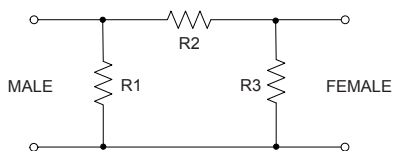
Parameter	Condition (MHz)	Min.	Typ.	Max.	Unit
Frequency Range		DC	—	12000	MHz
Attenuation	10	—	15	—	dB
	DC - 3000	14.5	15.15	15.85	
	3000 - 8000	14.8	15.65	16.6	
	8000 - 12000	15.45	16.3	17.2	
VSWR	DC - 3000	—	1.05	1.20	:1
	3000 - 8000	—	1.20	1.35	
	8000 - 12000	—	1.30	—	

1. Flatness = variation over band divided by 2.

Typical Performance Data

Frequency (MHz)	Attenuation (dB)	VSWR (:1)
10.00	15.00	1.02
100.00	15.02	1.02
2000.00	15.22	1.03
3000.00	15.33	1.04
6000.00	15.72	1.08
8000.00	16.00	1.19
10000.00	16.21	1.27
11000.00	16.24	1.28
11500.00	16.24	1.28
12000.00	16.22	1.30
15000.00	15.97	1.17

Electrical Schematic



Notes

- Performance and quality attributes and conditions not expressly stated in this specification document are intended to be excluded and do not form a part of this specification document.
- Electrical specifications and performance data contained in this specification document are based on Mini-Circuit's applicable established test performance criteria and measurement instructions.
- The parts covered by this specification document are subject to Mini-Circuits standard limited warranty and terms and conditions (collectively, "Standard Terms"); Purchasers of this part are entitled to the rights and benefits contained therein. For a full statement of the Standard Terms and the exclusive rights and remedies thereunder, please visit Mini-Circuits' website at www.minicircuits.com/MCLStore/terms.jsp



www.minicircuits.com P.O. Box 350166, Brooklyn, NY 11235-0003 (718) 934-4500 sales@minicircuits.com

REV. A
M151107
ED-16254/12
FW-15+
DJ/CP/AM
200520
Page 1 of 1

Mouser Electronics

Authorized Distributor

Click to View Pricing, Inventory, Delivery & Lifecycle Information:

[Mini-Circuits:](#)

[FW-15+](#)