

Coaxial SMA Fixed Attenuator

50Ω 1W 10dB DC to 12000 MHz

FW-10+

Maximum Ratings

Operating Temperature	-45°C to 100°C
Storage Temperature	-55°C to 100°C
Permanent damage may occur if any of these limits are exceeded.	

Features

- wideband coverage, DC to 12000 MHz
- 1 watt rating
- rugged unibody construction
- off-the-shelf availability
- very low cost

Applications

- impedance matching
- signal level adjustment



Generic photo used for illustration purposes only

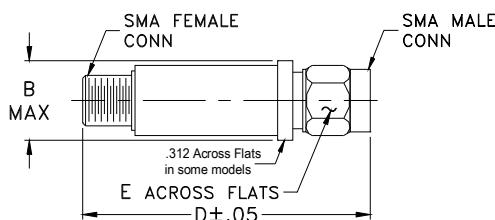
CASE STYLE: FF704

Connectors	Model
SMA	FW-10+

+RoHS Compliant

The +Suffix identifies RoHS Compliance. See our web site for RoHS Compliance methodologies and qualifications

Outline Drawing



Outline Dimensions (inch/mm)

B	D	E	wt
.410	1.43	.312	grams
10.41	36.32	7.92	10.0

Electrical Specifications at 25°C

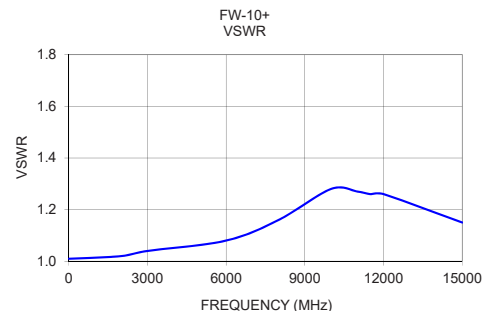
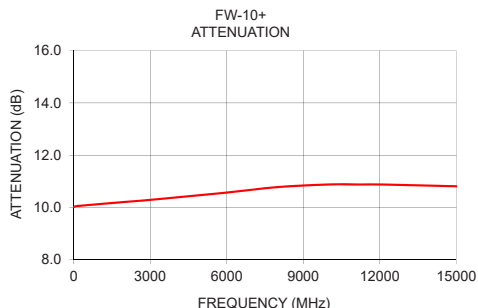
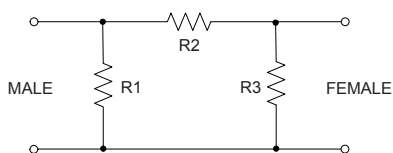
Parameter	Condition (MHz)	Min.	Typ.	Max.	Unit
Frequency Range		DC	—	12000	MHz
Attenuation	10	—	10±0.3	—	dB
	DC - 3000	9.6	10.15	10.7	
	3000 - 8000	9.85	10.5	11.25	
	8000 - 12000	10.25	10.9	11.6	
VSWR	DC - 3000	—	1.05	1.20	:1
	3000 - 8000	—	1.15	1.30	
	8000 - 12000	—	1.30	—	
Input Power	DC - 12000	—	—	1.0	W

1. Flatness = variation over band divided by 2.

Typical Performance Data

Frequency (MHz)	Attenuation (dB)	VSWR (:1)
10.00	10.02	1.01
100.00	10.05	1.01
2000.00	10.21	1.02
3000.00	10.29	1.04
6000.00	10.57	1.08
8000.00	10.78	1.16
10000.00	10.88	1.28
11000.00	10.88	1.27
11500.00	10.88	1.26
12000.00	10.88	1.26
15000.00	10.81	1.15

Electrical Schematic



Notes

- Performance and quality attributes and conditions not expressly stated in this specification document are intended to be excluded and do not form a part of this specification document.
- Electrical specifications and performance data contained in this specification document are based on Mini-Circuit's applicable established test performance criteria and measurement instructions.
- The parts covered by this specification document are subject to Mini-Circuits standard limited warranty and terms and conditions (collectively, "Standard Terms"); Purchasers of this part are entitled to the rights and benefits contained therein. For a full statement of the Standard Terms and the exclusive rights and remedies thereunder, please visit Mini-Circuits' website at www.minicircuits.com/MCLStore/terms.jsp



Mouser Electronics

Authorized Distributor

Click to View Pricing, Inventory, Delivery & Lifecycle Information:

[Mini-Circuits:](#)

[FW-10+](#)