



Mini-Circuits

FLEXIBLE

Test Cable

FLC-3FT-SMSM+

50Ω 3FT DC to 26 GHz SMA-Male

THE BIG DEAL

- Low insertion loss, 2.3 dB at 26 GHz
- Rugged construction includes protective shield and strain relief for longer life
- Stainless steel connectors for long mating-cycle life
- Extra flexible

APPLICATIONS

- Military and Defense Systems
- Research & Development labs



Generic photo used for illustration purposes only

Model No.	FLC-3FT-SMSM+
Case Style	MU1838-3
Connectors	SMA-Male

+RoHS Compliant

The +Suffix identifies RoHS Compliance.
See our website for methodologies and qualifications

Product Guarantee

Mini-Circuits® will repair or replace your test cable at its option if the connector attachment fails within six months of shipment. This guarantee excludes cable or connector interface damage from misuse or abuse.

PRODUCT OVERVIEW

Mini-Circuits FLC-SMSM+ series flexible test cables provide ultra-wideband performance from DC to 26 GHz with low insertion loss and excellent VSWR. Specially designed for outstanding stability of phase and insertion loss versus flexure, these cables are ideal for demanding lab environments where crowded layouts and frequent bending are common. They feature SMA-M to SMA-M stainless steel connectors and rugged cable construction with protective shield and strain relief for excellent durability. Available from stock in a variety of lengths to support a range of requirements.

KEY FEATURES

Feature	Advantages
Ultra-wideband, DC to 26 GHz	Supports a wide range of test applications including R&D, military and defense, production test and more.
Excellent stability of phase and insertion loss versus flexure	FLC-series test cables have been tested in bend radii as tight as 2.4 inches to qualify minimal change in insertion loss, insertion phase, and VSWR, providing reliable performance in a wide range of configurations.
Low insertion loss	Allows accurate measurement with minimal compensation for the effects of the cable connection.
Performance qualified to 20,000 flexures	Like all Mini-Circuits test cables, FLC-series models have been performance qualified up to 20,000 bend cycles, ensuring outstanding durability and extra long life.





FLEXIBLE

Test Cable

FLC-3FT-SMSM+

Mini-Circuits

50Ω 3FT DC to 26 GHz SMA-Male

ELECTRICAL SPECIFICATIONS AT +25°C

Parameter	Frequency (GHz)	Min.	Typ.	Max.	Units
Frequency Range		DC		26	GHz
Length ¹		3			ft
Insertion Loss	DC - 6	—	1.08	3.0	dB
	6 - 18	—	2.01	3.0	
	18 - 26	—	2.50	3.0	
VSWR	DC - 6	—	1.09	1.35	:1
	6 - 18	—	1.25	1.35	
	18 - 26	—	1.33	1.38	

1. Custom sizes available, consult factory.

PERFORMANCE CHANGE VS. FLEXURE (TYPICAL)²

Parameter	Frequency (GHz)	Bend Radius (inches)			Units
		10.0	3.25	2.40	
Insertion Loss ³	DC - 6	0.00	0.01	0.01	dB
	6 - 18	0.01	0.02	0.03	
	18 - 26	0.01	0.04	0.05	
Insertion Phase ³	DC - 6	0.03	0.09	0.49	Deg
	6 - 18	0.03	0.31	1.7	
	18 - 26	0.07	1.6	2.9	
VSWR ³	DC - 6	0.00	0.01	0.01	:1
	6 - 18	0.01	0.02	0.02	
	18 - 26	0.01	0.08	0.11	

2. Performance change versus flexure with a 3 ft cable 360° around a 4" diameter mandrel.

3. Absolute values normalized to the reference position 0. See [AN-46-003](#) under Associated Application Notes

ABSOLUTE MAXIMUM RATINGS

Parameter	Ratings
Operating Temperature	-55°C to +85°C
Storage Temperature	-55°C to +85°C
Power Handling at 25°C, Sea Level	315 W at 2 GHz
	94 W at 18 GHz
	56 W at 26 GHz





FLEXIBLE

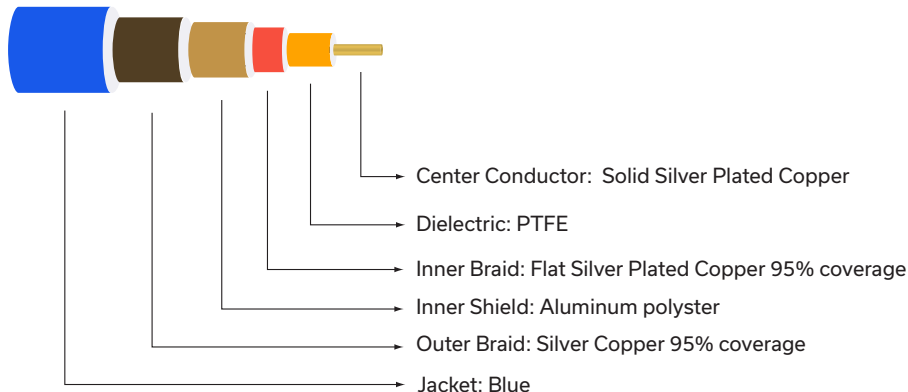
Test Cable

FLC-3FT-SMSM+

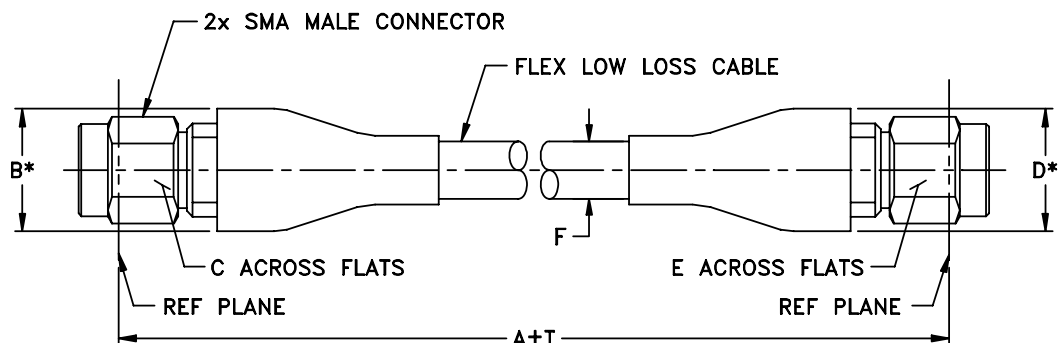
Mini-Circuits

50Ω 3FT DC to 26 GHz SMA-Male

CABLE CONSTRUCTION



OUTLINE DRAWING



* OVERALL CONNECTOR DIMENSION

OUTLINE DIMENSIONS (Inch/mm)

A		B	C	D	E	F	T		wt
Feet	Meters	.42	.312	.42	.312	.194	Inch	mm	grams
3.00	0.91	10.70	7.93	10.70	7.93	4.95	+.72/-0	+18.3/-0	72





FLEXIBLE

Test Cable

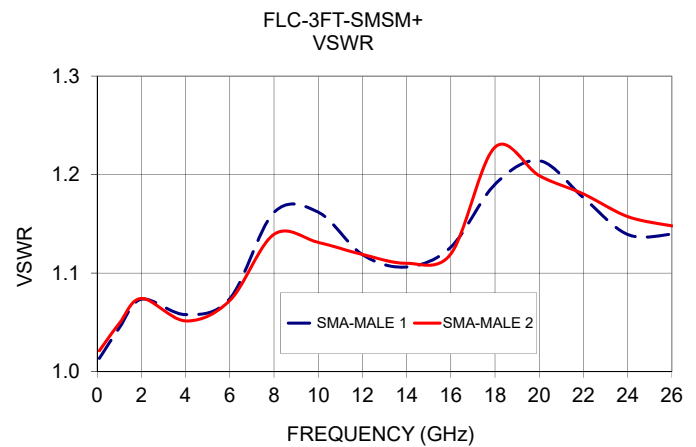
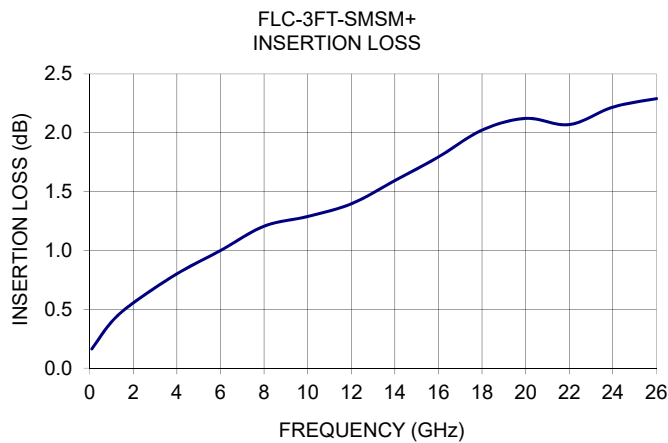
FLC-3FT-SMSM+

Mini-Circuits

50Ω 3FT DC to 26 GHz SMA-Male

TYPICAL PERFORMANCE DATA AND CHARTS

Frequency (GHz)	Insertion Loss (dB)	VSWR (:1)	
		SMA Male 1	SMA Male 2
0.1	0.16	1.01	1.02
1.0	0.39	1.04	1.05
2.0	0.56	1.07	1.07
4.0	0.80	1.06	1.05
6.0	1.00	1.07	1.07
8.0	1.21	1.16	1.14
10.0	1.29	1.16	1.13
12.0	1.40	1.12	1.12
14.0	1.59	1.11	1.11
16.0	1.80	1.13	1.12
18.0	2.02	1.19	1.23
20.0	2.12	1.21	1.20
22.0	2.07	1.18	1.18
24.0	2.22	1.14	1.16
26.0	2.29	1.14	1.15



NOTES

- A. Performance and quality attributes and conditions not expressly stated in this specification document are intended to be excluded and do not form a part of this specification document.
- B. Electrical specifications and performance data contained in this specification document are based on Mini-Circuit's applicable established test performance criteria and measurement instructions.
- C. The parts covered by this specification document are subject to Mini-Circuits standard limited warranty and terms and conditions (collectively, "Standard Terms"); Purchasers of this part are entitled to the rights and benefits contained therein. For a full statement of the standard terms and the exclusive rights and remedies thereunder, please visit Mini-Circuits' website at www.minicircuits.com/terms/viewterm.html



Mouser Electronics

Authorized Distributor

Click to View Pricing, Inventory, Delivery & Lifecycle Information:

[Mini-Circuits:](#)

[FLC-3FT-SMSM+](#)