

Precision Fixed Attenuator

50Ω 2W 3dB DC to 26 GHz

BW-S3-2W263+

Maximum Ratings

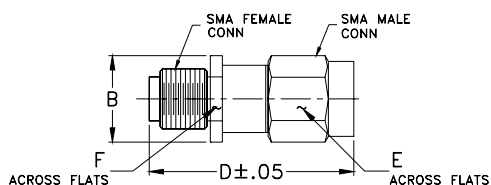
Operating Temperature -55°C to 100°C

Storage Temperature -55°C to 100°C**

**With mated connectors. Unmated, 85°C max.

Permanent damage may occur if any of these limits are exceeded.

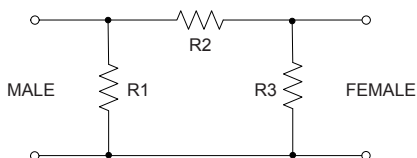
Outline Drawing



Outline Dimensions (inch/mm)

B	D	E	F	wt
.36	.85	.312	.312	grams
9.14	21.59	7.92	7.92	4.3

Electrical Schematic



Features

- DC to 26 GHz
- precise attenuation
- excellent VSWR, 1.08 typ
- stainless steel SMA male and female connectors

Applications

- matching
- instrumentation
- test set-ups



Generic photo used for illustration purposes only

CASE STYLE: FF659

Connectors Model
SMA-Fem SMA-Male BW-S3-2W263+

+RoHS Compliant

The +Suffix identifies RoHS Compliance. See our web site for RoHS Compliance methodologies and qualifications

Electrical Specifications at 25°C

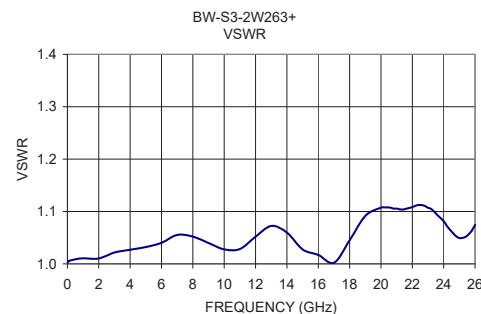
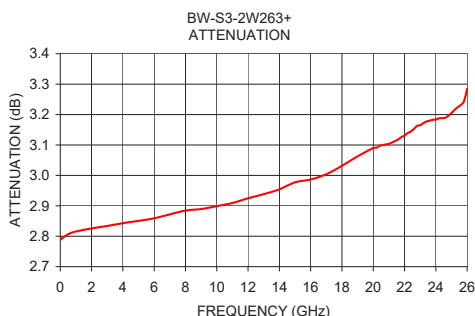
Parameter	Condition (GHz)	Min.	Typ.	Max.	Unit
Frequency Range		DC	—	26	GHz
Attenuation¹	DC - 26	—	3	—	
	DC - 12	2.7	—	3.3	dB
	12 - 18	2.7	—	3.3	
	18 - 26	2.7	—	3.7	
VSWR	DC - 12	—	1.07	1.20	
	12 - 18	—	1.08	1.25	:1
	18 - 26	—	1.17	1.40	
Input Power²	DC - 26	—	—	2	W

1. At 25°C, accuracy includes frequency and power variations. Temperature coefficient for attenuation: .0004 dB/dB/°C typ.

2. Max. power at 25°C ambient, derate linearly to 0.5W at 100°. Peak power 125W max. 5μsec. pulse width, 100Hz PRF

Typical Performance Data

Frequency (GHz)	Attenuation (dB)	VSWR (:1)
0.01	2.79	1.00
1.0	2.82	1.01
4.0	2.84	1.03
8.0	2.88	1.05
10.0	2.90	1.03
12.0	2.92	1.05
14.0	2.95	1.06
16.0	2.99	1.02
18.0	3.03	1.05
20.0	3.09	1.11
26.0	3.28	1.07



Notes

A. Performance and quality attributes and conditions not expressly stated in this specification document are intended to be excluded and do not form a part of this specification document.

B. Electrical specifications and performance data contained in this specification document are based on Mini-Circuit's applicable established test performance criteria and measurement instructions.

C. The parts covered by this specification document are subject to Mini-Circuits standard limited warranty and terms and conditions (collectively, "Standard Terms"); Purchasers of this part are entitled to the rights and benefits contained therein. For a full statement of the Standard Terms and the exclusive rights and remedies thereunder, please visit Mini-Circuits' website at www.minicircuits.com/MCLStore/terms.jsp



Mouser Electronics

Authorized Distributor

Click to View Pricing, Inventory, Delivery & Lifecycle Information:

[Mini-Circuits:](#)

[BW-S3-2W263+](#)