

Precision Fixed Attenuator

50Ω 20W 6dB DC to 18 GHz

BW-N6W20+



Generic photo used for illustration purposes only
CASE STYLE: DC1645

Connectors	Model
N-Female N-Male	BW-N6W20+

+RoHS Compliant

The +Suffix identifies RoHS Compliance. See our web site for RoHS Compliance methodologies and qualifications

Maximum Ratings

Operating Temperature -55°C to 100°C**

Storage Temperature -55°C to 100°C

**85°C with output into open or short.

Permanent damage may occur if any of these limits are exceeded.

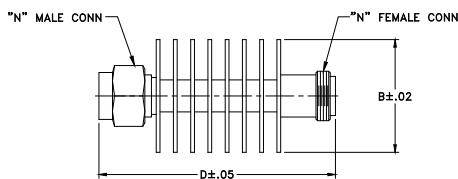
Features

- DC to 18 GHz
- precise attenuation
- excellent VSWR, 1.30:1 typ
- stainless steel N male and female connectors

Applications

- matching
- instrumentation
- test set-ups
- high power measurements

Outline Drawing



Outline Dimensions (inch/mm)

A	B	C	D	E	wt
--	1.50	--	3.04	--	grams
--	38.10	--	77.22	--	86.0

Electrical Specifications at 25°C

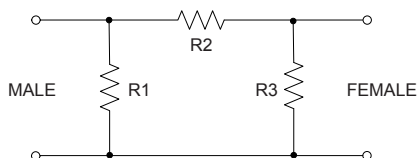
Parameter	Condition (GHz)	Min.	Typ.	Max.	Unit
Frequency Range		DC	—	18	GHz
Attenuation	DC - 18	—	6	—	dB
	DC - 12.4	5.5	—	6.5	
	12.4 - 18	5.25	—	6.75	
VSWR	DC - 6	—	—	1.3	:1
	6 - 12.4	—	—	1.3	
	12.4 - 18	—	—	1.4	
Input Power ¹	DC - 18	—	—	20	W

1. Max. power at 25°C ambient, derate linearly to 4W at 100°C. Peak power 500W max. 5μsec. pulse with, 100Hz PRF.

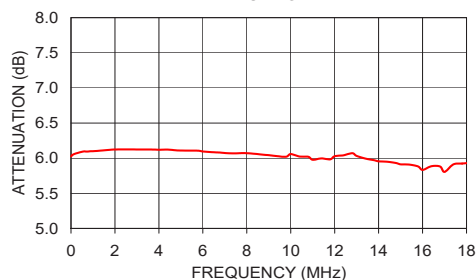
Typical Performance Data

Frequency (GHz)	Attenuation (dB)	VSWR (:1)
0.01	6.03	1.00
2.0	6.12	1.04
4.0	6.12	1.01
6.0	6.09	1.06
8.0	6.07	1.14
10.0	6.06	1.13
12.4	6.04	1.20
14.0	5.95	1.17
16.0	5.83	1.10
18.0	5.93	1.05

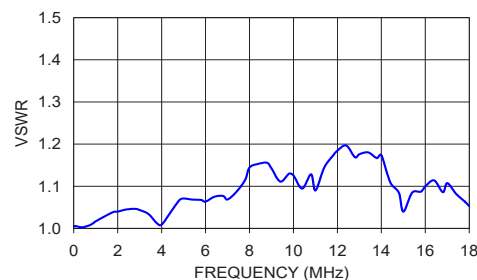
Electrical Schematic



BW-N6W20+
ATTENUATION



BW-N6W20+
VSWR



Notes

A. Performance and quality attributes and conditions not expressly stated in this specification document are intended to be excluded and do not form a part of this specification document.

B. Electrical specifications and performance data contained in this specification document are based on Mini-Circuit's applicable established test performance criteria and measurement instructions.

C. The parts covered by this specification document are subject to Mini-Circuits standard limited warranty and terms and conditions (collectively, "Standard Terms"); Purchasers of this part are entitled to the rights and benefits contained therein. For a full statement of the Standard Terms and the exclusive rights and remedies thereunder, please visit Mini-Circuits' website at www.minicircuits.com/MCLStore/terms.jsp



Mouser Electronics

Authorized Distributor

Click to View Pricing, Inventory, Delivery & Lifecycle Information:

[Mini-Circuits:](#)

[BW-N6W20+](#)