

**THE BIG DEAL**

- Low Insertion Loss
- Rugged Unibody Construction
- Off-the-shelf availability

APPLICATIONS

- CATV
- Test and Measurement Instrumentation
- Communication Systems
- Defense Systems



Generic photo used for illustration purposes only

Model No.	BLK-222+
Case Style	FF747
Connectors	BNC Female BNC Male

+RoHS Compliant

The +Suffix identifies RoHS Compliance. See our web site for RoHS Compliance methodologies and qualifications

PRODUCT OVERVIEW

Mini-Circuits' BLK-222+ is a coaxial DC Block supporting a wide range of applications from 10 MHz to 2200 MHz including test and measurement. This model provides low insertion loss, excellent return loss and voltage handling upto 100V. This unit features BNC-Female connector at one end and BNC-Male at another end and comes in rugged unibody.

KEY FEATURES

Features	Advantages
Wideband, 10 MHz to 2200 MHz	Wide frequency range up to 2200 MHz provides application flexibility and makes this model ideal for broad-band and multi-band use.
Excellent Return Loss, 33 dB typ at 1000 MHz	Provides good matching for 50Ω systems and minimizes signal reflections across wide frequency range enabling its use in test and measurement.
Low insertion loss, 0.22 dB typ at 2200 MHz	Provides excellent signal power transmission from input to output.
Very wide operating temperature range, -55 to +100°C	Withstands wide operating conditions



ELECTRICAL SPECIFICATIONS AT 25°C

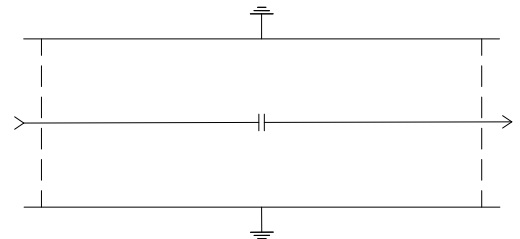
Parameter	Condition (MHz)	Min.	Typ.	Max.	Units
Frequency Range		10	—	2200	MHz
Insertion Loss	10 - 100	—	0.04	0.15	dB
	100 - 500	—	0.10	0.35	
	500 - 1000	—	0.16	0.45	
	1000 - 2200	—	0.22	0.70	
Return Loss	10 - 100	30	40	—	dB
	100 - 500	24	33	—	
	500 - 1000	22	33	—	
	1000 - 2200	14	27	—	

MAXIMUM RATINGS

Parameter	Ratings
Operating Case Temperature	-55 °C to +100 °C
Storage Temperature	-55 °C to +100 °C
DC Input Voltage at inner/outer conductor	100V max.
RF Input Power	10W max at 25 °C

Permanent damage may occur if any of these limits are exceeded. Derate linearly to 5W at 100°C ambient.

ELECTRICAL SCHEMATIC

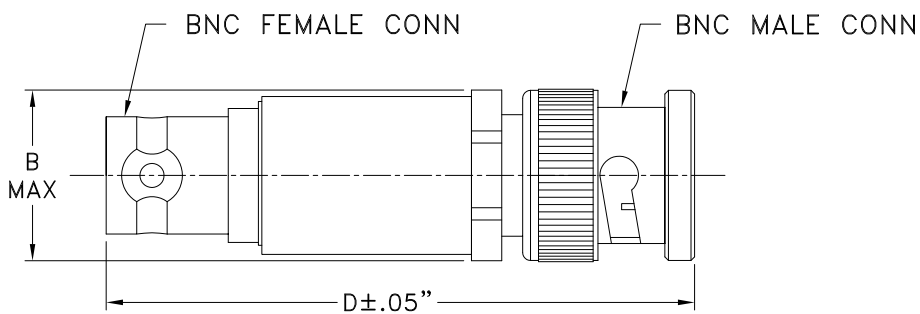




COAXIAL CONNECTIONS

PORT 1	BNC-Female
PORT 2	BNC-Male

OUTLINE DRAWING



OUTLINE DIMENSIONS (Inch mm)

	B	D	Weight
inches	.62	1.94	Grams
mm	15.75	49.28	30.0

Note. Please refer to case style drawing for details



COAXIAL

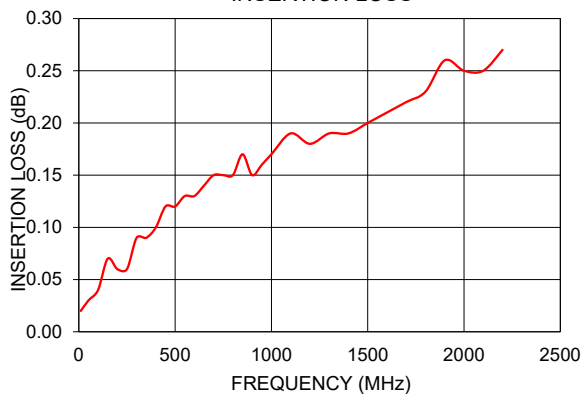
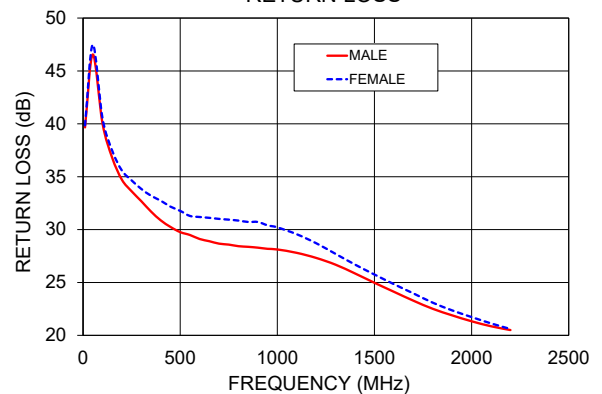
DC Block BNC

BLK-222+

Mini-Circuits

TYPICAL PERFORMANCE DATA

Frequency (MHz)	Insertion Loss (dB)	Return Loss (dB)	
		Male	Female
10	0.02	39.66	39.85
50	0.03	46.56	47.48
100	0.04	40.04	40.53
250	0.06	33.62	34.65
400	0.10	30.87	32.73
500	0.12	29.76	31.77
600	0.13	29.11	31.19
750	0.15	28.58	30.94
900	0.15	28.29	30.72
1000	0.17	28.12	30.21
1200	0.18	27.32	28.71
1400	0.19	25.85	26.69
1500	0.20	24.97	25.75
1600	0.21	24.12	24.84
1800	0.23	22.51	23.09
1900	0.26	21.89	22.36
2200	0.27	20.50	20.60

BLK-222+
INSERTION LOSSBLK-222+
RETURN LOSS

NOTES

- Performance and quality attributes and conditions not expressly stated in this specification document are intended to be excluded and do not form a part of this specification document.
- Electrical specifications and performance data contained in this specification document are based on Mini-Circuit's applicable established test performance criteria and measurement instructions.
- The parts covered by this specification document are subject to Mini-Circuits standard limited warranty and terms and conditions (collectively, "Standard Terms"); Purchasers of this part are entitled to the rights and benefits contained therein. For a full statement of the standard. Terms and the exclusive rights and remedies thereunder, please visit Mini-Circuits' website at www.minicircuits.com/MCLStore/terms.jsp

Mini-Circuits

Mouser Electronics

Authorized Distributor

Click to View Pricing, Inventory, Delivery & Lifecycle Information:

[Mini-Circuits:](#)

[BLK-222+](#)