

**THE BIG DEAL**

- Ultra Wideband, DC to 67 GHz
- Flat Response
- Low Insertion Loss, 0.3 dB typ.
- Excellent VSWR, 1.04:1 typ.

*Generic photo used for illustration purposes only***APPLICATIONS**

- Interconnection of RF cable and equipment

Model No.	185M-185F+
Case Style	DJ2591-2
Connectors	1.85 mm-M to 1.85 mm-F

+RoHS Compliant

The +Suffix identifies RoHS Compliance.
See our website for methodologies and qualifications

PRODUCT OVERVIEW

Mini-Circuits' 185M-185F+ is a coaxial 1.85 mm-M to 1.85 mm-F adapter supporting a wide range of applications from DC to 67 GHz. This model provides excellent VSWR, low insertion loss, and flat response versus frequency. The 185M-185F+ features passivated stainless steel construction and measures only 1.1" in length.

KEY FEATURES

Features	Advantages
Wideband, DC to 67 GHz	Wide frequency range provides application flexibility and makes this model ideal for broadband and multi-band use.
Excellent VSWR, 1.04:1	Provides good matching for 50Ω systems and minimizes signal reflections across wide frequency range.
Low Insertion Loss, 0.3 dB	Provides excellent signal power transmission from input to output.
Passivated stainless steel construction.	Stands up to wear and tear in demanding environments and provides excellent reliability.
Very wide operating temperature range, -55 to +100 °C	Withstands extreme operating conditions and is suitable for use near high power componentry where heat rise is common.



COAXIAL

Adapter

185M-185F+

Mini-Circuits

50Ω DC to 67 GHz 1.85 mm-Male to 1.85 mm-Female

ELECTRICAL SPECIFICATIONS AT 25°C

Parameter	Condition (GHz)	Min.	Typ.	Max.	Units
Frequency Range	-	DC	—	67	GHz
Insertion Loss	0.01-10	—	0.14	0.3	dB
	10-20	—	0.21	0.4	
	20-40	—	0.29	0.5	
	40-50	—	0.37	0.6	
	50-67	—	0.45	0.7	
VSWR	0.01-10	—	1.02	1.25	:1
	10-20	—	1.03	1.25	
	20-40	—	1.04	1.25	
	40-50	—	1.05	1.25	
	50-67	—	1.06	1.25	

ABSOLUTE MAXIMUM RATINGS

Parameter	Ratings
Operating Temperature	-55°C to +100°C
Storage Temperature	-55°C to +100°C

Permanent damage may occur if any of these limits are exceeded.



COAXIAL

Adapter

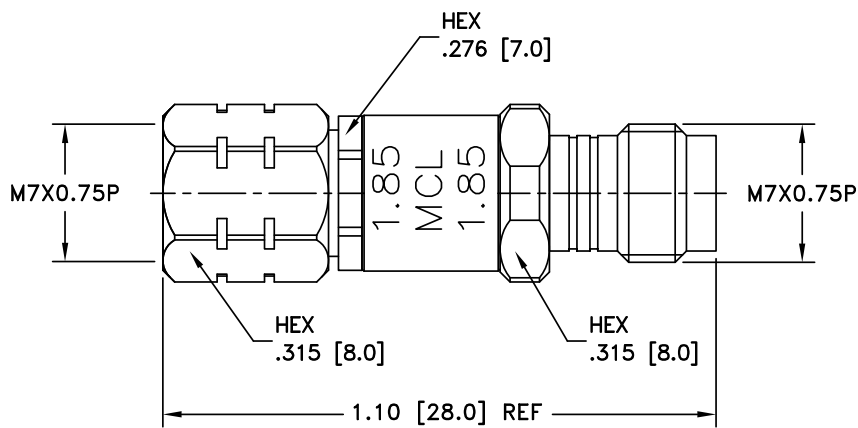
185M-185F+

50Ω DC to 67 GHz 1.85 mm-Male to 1.85 mm-Female

COAXIAL CONNECTIONS

Connector 1	1.85 mm-M
Connector 2	1.85 mm-F

OUTLINE DRAWING



Weight: 50 grams

Dimensions are in inches [mm]



COAXIAL

Adapter

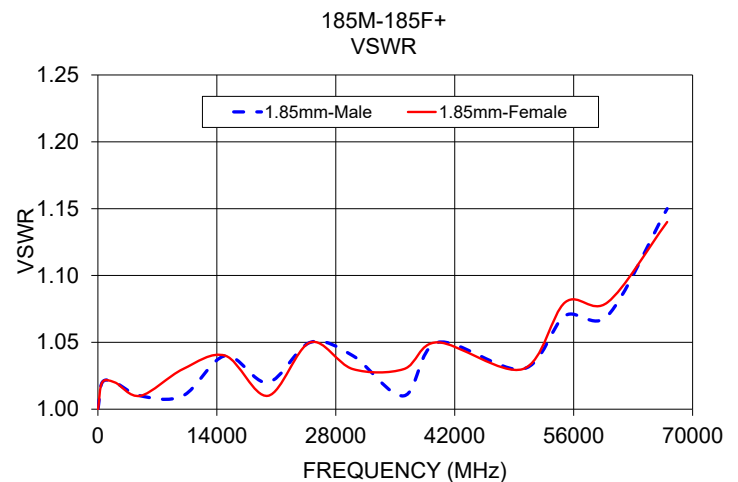
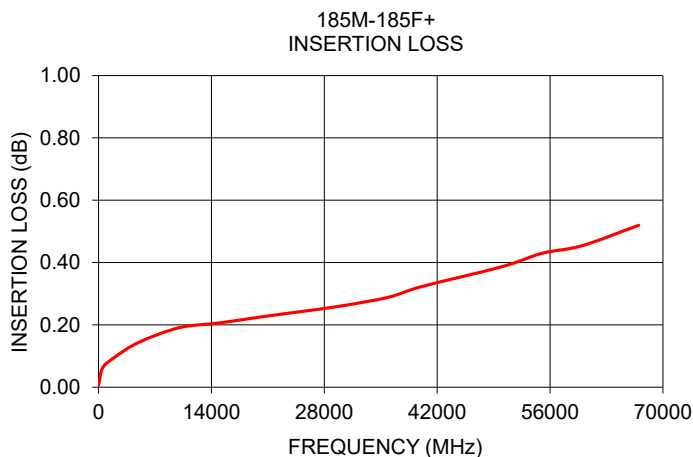
185M-185F+

Mini-Circuits

50Ω DC to 67 GHz 1.85 mm-Male to 1.85 mm-Female

TYPICAL PERFORMANCE DATA AND CHARTS

Frequency (MHz)	Insertion Loss (dB)	VSWR (:1)	
		1.85 mm-Male	1.85 mm-Female
10	0.01	1.00	1.00
500	0.06	1.02	1.02
2000	0.10	1.02	1.02
5000	0.14	1.01	1.01
10000	0.19	1.01	1.03
15000	0.21	1.04	1.04
20000	0.22	1.02	1.01
25000	0.24	1.05	1.05
30000	0.26	1.04	1.03
36000	0.29	1.01	1.03
40000	0.32	1.05	1.05
50000	0.39	1.03	1.03
55000	0.43	1.07	1.08
60000	0.45	1.07	1.08
67000	0.52	1.15	1.14



NOTES

- Performance and quality attributes and conditions not expressly stated in this specification document are intended to be excluded and do not form a part of this specification document.
- Electrical specifications and performance data contained in this specification document are based on Mini-Circuit's applicable established test performance criteria and measurement instructions.
- The parts covered by this specification document are subject to Mini-Circuits standard limited warranty and terms and conditions (collectively, "Standard Terms"); Purchasers of this part are entitled to the rights and benefits contained therein. For a full statement of the standard terms and the exclusive rights and remedies thereunder, please visit Mini-Circuits' website at www.minicircuits.com/terms/viewterm.html



Mouser Electronics

Authorized Distributor

Click to View Pricing, Inventory, Delivery & Lifecycle Information:

[Mini-Circuits:](#)

[185M-185F+](#)