



## KEY FEATURES

- Ultra-wideband, DC to 90 GHz
- Low Insertion Loss, 0.24 dB Typ.
- Excellent VSWR, 1.07:1 Typ.
- Straight Body



Generic photo used for illustration purposes only

## PRODUCT OVERVIEW

Mini-Circuits' 135M-135M+ is a coaxial 1.35mm Male to 1.35mm Male adapter supporting a wide range of applications from DC to 90 GHz. This model provides excellent VSWR and low insertion loss versus frequency. The 135M-135M+ features passivated stainless-steel construction and measures only 0.734" in length.

## ELECTRICAL SPECIFICATIONS AT +25°C

Parameter	Frequency (GHz)	Min.	Typ.	Max.	Units
Frequency Range		DC		90	GHz
Insertion Loss	0.01-30	-	0.13	0.66	dB
	30-60	-	0.23	0.66	
	60-90	-	0.36	0.66	
VSWR	0.01-30	-	1.04	1.28	:1
	30-60	-	1.07	1.28	
	60-90	-	1.10	1.28	

ABSOLUTE MAXIMUM RATINGS<sup>1</sup>

Operating Case Temperature	-55° C to +100° C
Storage Temperature	-55° C to +100° C

1. Permanent damage may occur if any of these limits are exceeded.



COAXIAL

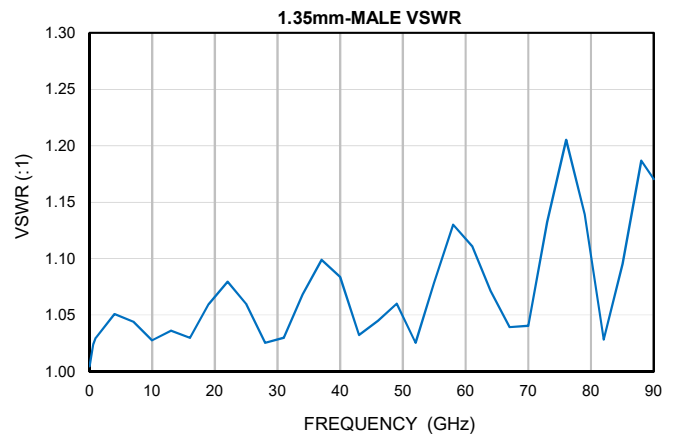
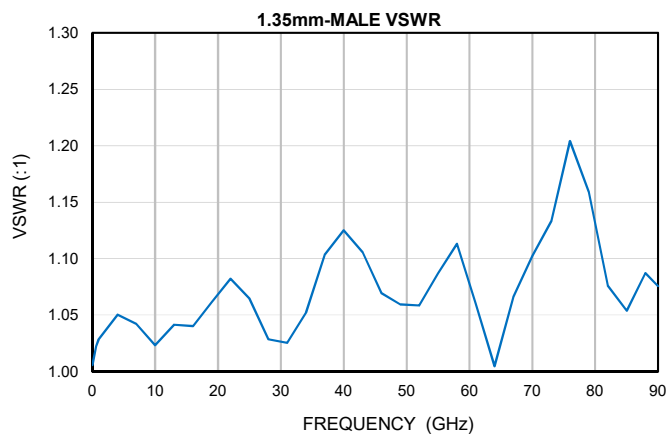
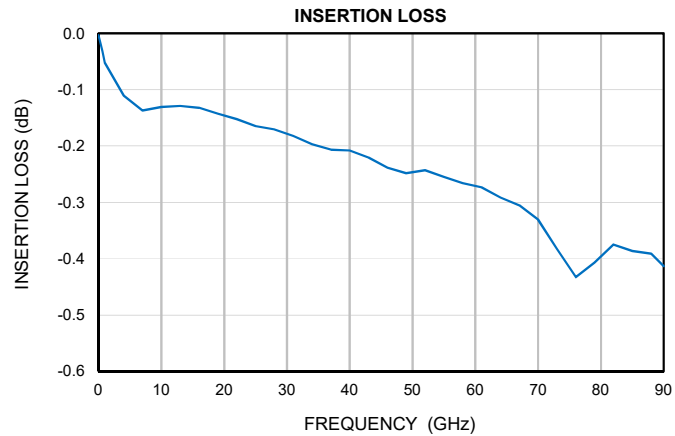
# Adapter

135M-135M+

Mini-Circuits

50 $\Omega$  DC to 90 GHz 1.35 mm-Male to 1.35mm-Male

## TYPICAL PERFORMANCE GRAPHS





Mini-Circuits

COAXIAL

# Adapter

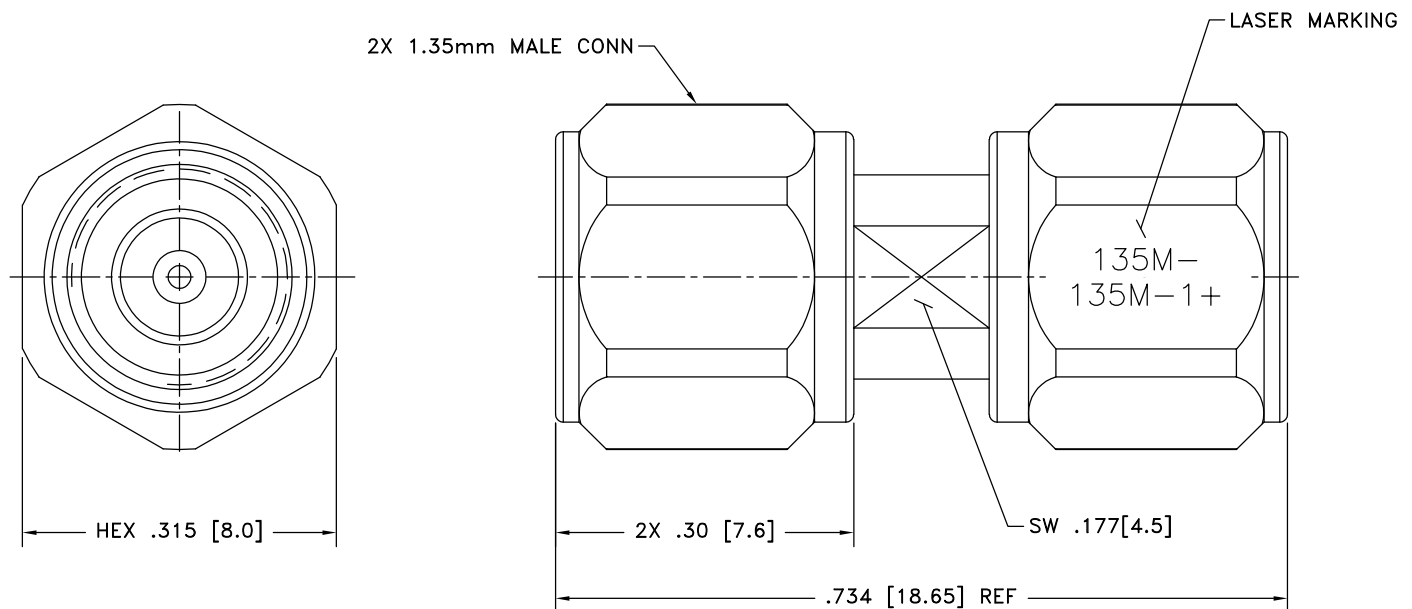
**135M-135M+**

50Ω DC to 90 GHz 1.35 mm-Male to 1.35mm-Male

## CONNECTOR SPECIFICATIONS

Description	Connector 1	Connector 2
Connector Type	1.35mm Male	1.35mm Male
Orientation	Straight	Straight

## CASE STYLE DRAWING



Weight: 4.5 grams

Dimensions are in inches [mm]. Tolerances: 2 Pl.±.03 [.76]; 3 Pl.±.015 [.38] inches [mm]

**PRODUCT MARKING\*:** 135M-135M-1+

\*Marking may contain other features or characters for internal lot control.





Mini-Circuits

COAXIAL

# Adapter

135M-135M+

50Ω DC to 90 GHz 1.35 mm-Male to 1.35mm-Male

ADDITIONAL INFORMATION IS AVAILABLE ON OUR DASHBOARD

[CLICK HERE](#)

Performance Data & Graphs	Data
	Graphs
	S-Parameter (S2P Files) Data Set (.zip file)
Case Style	DJ3602-2
RoHS Status	Compliant
Environmental Ratings	ENV89

## NOTES

- A. Performance and quality attributes and conditions not expressly stated in this specification document are intended to be excluded and do not form a part of this specification document.
- B. Electrical specifications and performance data contained in this specification document are based on Mini-Circuit's applicable established test performance criteria and measurement instructions.
- C. The parts covered by this specification document are subject to Mini-Circuits standard limited warranty and terms and conditions (collectively, "Standard Terms"); Purchasers of this part are entitled to the rights and benefits contained therein. For a full statement of the standard terms and the exclusive rights and remedies thereunder, please visit Mini-Circuits' website at [www.minicircuits.com/terms/viewterm.html](http://www.minicircuits.com/terms/viewterm.html)



# Mouser Electronics

Authorized Distributor

Click to View Pricing, Inventory, Delivery & Lifecycle Information:

[Mini-Circuits:](#)

[135M-135M+](#)