



KEY FEATURES

- Wideband, DC to 67 GHz
- Low Insertion Loss, 0.16 dB Typ.
- Excellent VSWR, 1.05:1 Typ.
- Straight Body



Generic photo used for illustration purposes only

PRODUCT OVERVIEW

Mini-Circuits' 135F-185M+ is a coaxial 1.35 mm Female to 1.85 mm Male adapter supporting a wide range of applications from DC to 67 GHz. This model provides excellent VSWR and low insertion loss versus frequency. The 135F-185M+ features passivated stainless-steel construction and measures only 0.78" in length.

ELECTRICAL SPECIFICATIONS AT +25°C

Parameter	Frequency (GHz)	Min.	Typ.	Max.	Units
Frequency Range		DC		67	GHz
Insertion Loss	0.01-15	-	0.09	0.68	dB
	15-45	-	0.17	0.68	
	45-67	-	0.23	0.68	
VSWR	0.01-15	-	1.03	1.25	:1
	15-45	-	1.05	1.25	
	45-67	-	1.07	1.25	

ABSOLUTE MAXIMUM RATINGS¹

Operating Case Temperature	-55°C to +100°C
Storage Temperature	-55°C to +100°C

1. Permanent damage may occur if any of these limits are exceeded.



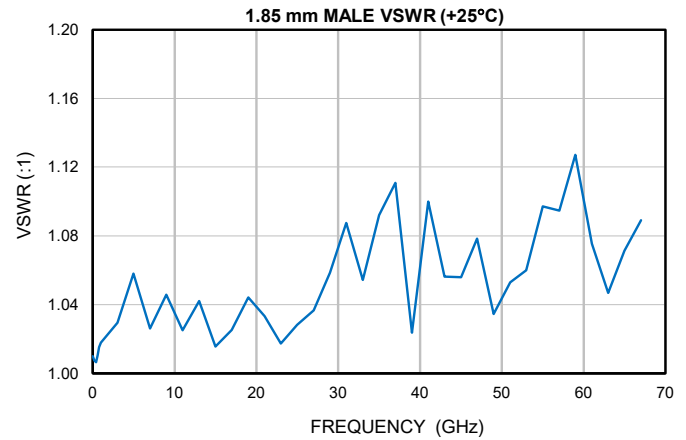
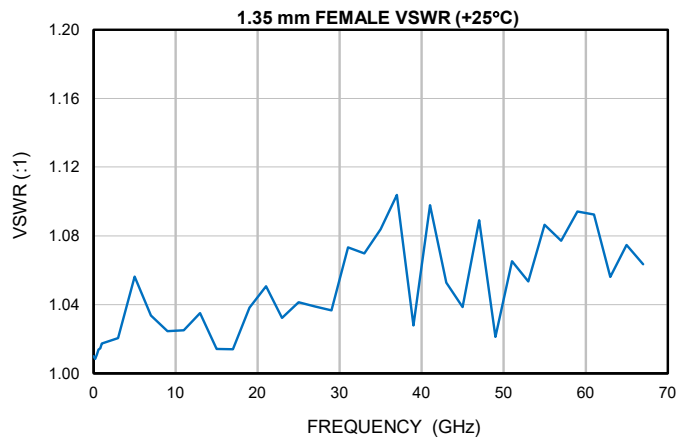
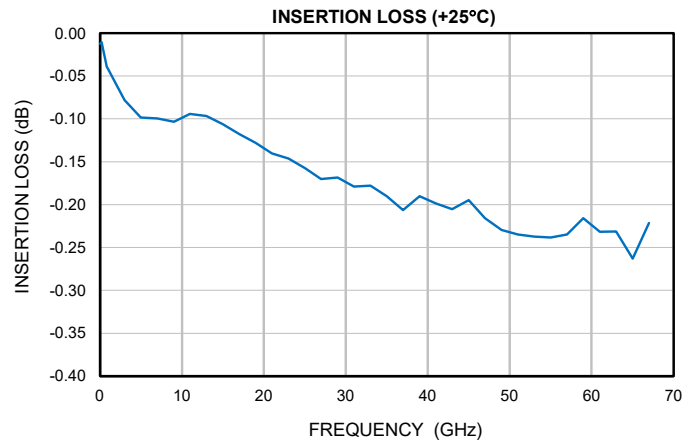
COAXIAL

Adapter

135F-185M+

50 Ω DC to 67 GHz 1.35 mm-Female to 1.85 mm-Male

TYPICAL PERFORMANCE GRAPHS





Mini-Circuits

COAXIAL

Adapter

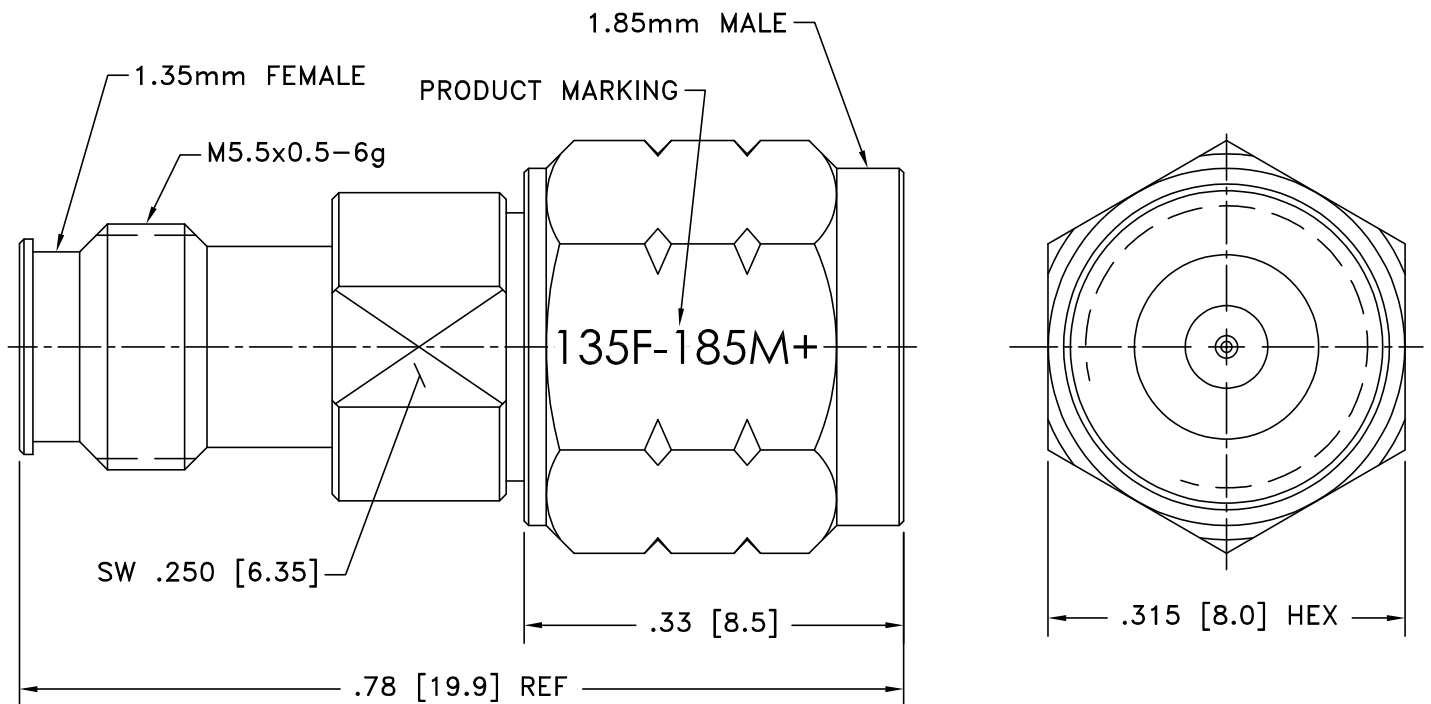
135F-185M+

50Ω DC to 67 GHz 1.35 mm-Female to 1.85 mm-Male

CONNECTOR SPECIFICATIONS

Description	Connector 1	Connector 2
Connector Type	1.35 mm Female	1.85 mm Male
Orientation	Straight	Straight

CASE STYLE DRAWING



Weight: 4.0 grams

Dimensions are in inches [mm]. Tolerances: 2 Pl. $\pm .03$; 3 Pl. $\pm .015$ inches

PRODUCT MARKING*: 135F-185M+

*Marking may contain other features or characters for internal lot control.





Adapter

135F-185M+

50Ω DC to 67 GHz 1.35 mm-Female to 1.85 mm-Male

ADDITIONAL INFORMATION IS AVAILABLE ON OUR DASHBOARD

[CLICK HERE](#)

Performance Data & Graphs	Data
	Graphs
	S-Parameter (S2P Files) Data Set (.zip file)
Case Style	DJ3602-8
RoHS Status	Compliant
Environmental Ratings	ENV89

NOTES

A. Performance and quality attributes and conditions not expressly stated in this specification document are intended to be excluded and do not form a part of this specification document.

B. Electrical specifications and performance data contained in this specification document are based on Mini-Circuit's applicable established test performance criteria and measurement instructions.

C. The parts covered by this specification document are subject to Mini-Circuits standard limited warranty and terms and conditions (collectively, "Standard Terms"); Purchasers of this part are entitled to the rights and benefits contained therein. For a full statement of the standard terms and the exclusive rights and remedies thereunder, please visit Mini-Circuits' website at www.minicircuits.com/terms/viewterm.html

Mouser Electronics

Authorized Distributor

Click to View Pricing, Inventory, Delivery & Lifecycle Information:

[Mini-Circuits:](#)

[135F-185M+](#)