



Mini-Circuits

COAXIAL

Adapter

135F-135F+

50Ω DC to 90 GHz 1.35 mm-Female to 1.35mm-Female

KEY FEATURES

- Ultra-wideband, DC to 90 GHz
- Low Insertion Loss, 0.29 dB Typ.
- Excellent VSWR, 1.05:1 Typ.
- Straight Body



Generic photo used for illustration purposes only

PRODUCT OVERVIEW

Mini-Circuits' 135F-135F+ is a coaxial 1.35mm Female to 1.35mm Female adapter supporting a wide range of applications from DC to 90 GHz. This model provides excellent VSWR and low insertion loss versus frequency. The 135F-135F+ features passivated stainless-steel construction and measures only 0.69" in length.

ELECTRICAL SPECIFICATIONS AT +25°C

Parameter	Frequency (GHz)	Min.	Typ.	Max.	Units
Frequency Range		DC		90	GHz
Insertion Loss	0.01-30	-	0.17	0.66	dB
	30-60	-	0.30	0.66	
	60-90	-	0.41	0.66	
VSWR	0.01-30	-	1.04	1.28	:1
	30-60	-	1.05	1.28	
	60-90	-	1.06	1.28	

ABSOLUTE MAXIMUM RATINGS¹

Operating Case Temperature	-55° C to +100° C
Storage Temperature	-55° C to +100° C

1. Permanent damage may occur if any of these limits are exceeded.





COAXIAL

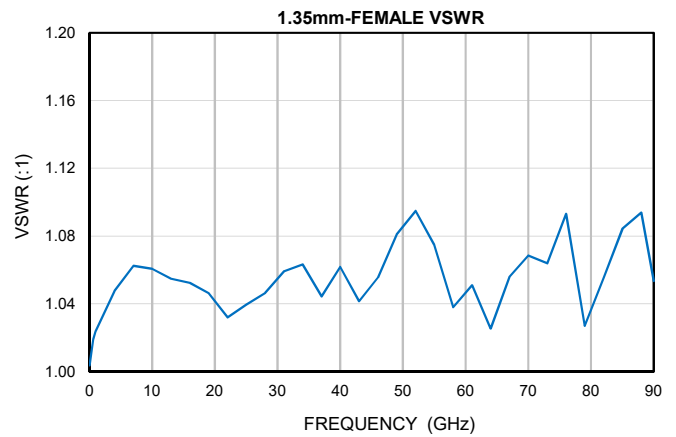
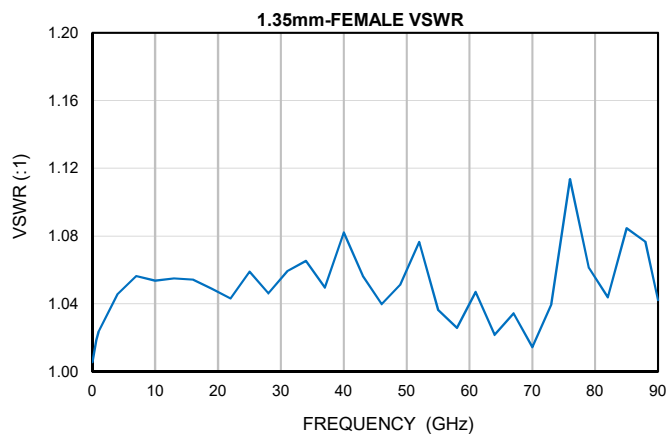
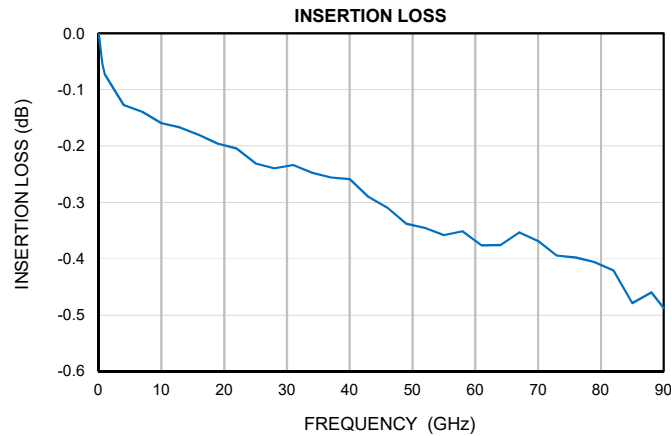
Adapter

135F-135F+

Mini-Circuits

50 Ω DC to 90 GHz 1.35 mm-Female to 1.35mm-Female

TYPICAL PERFORMANCE GRAPHS

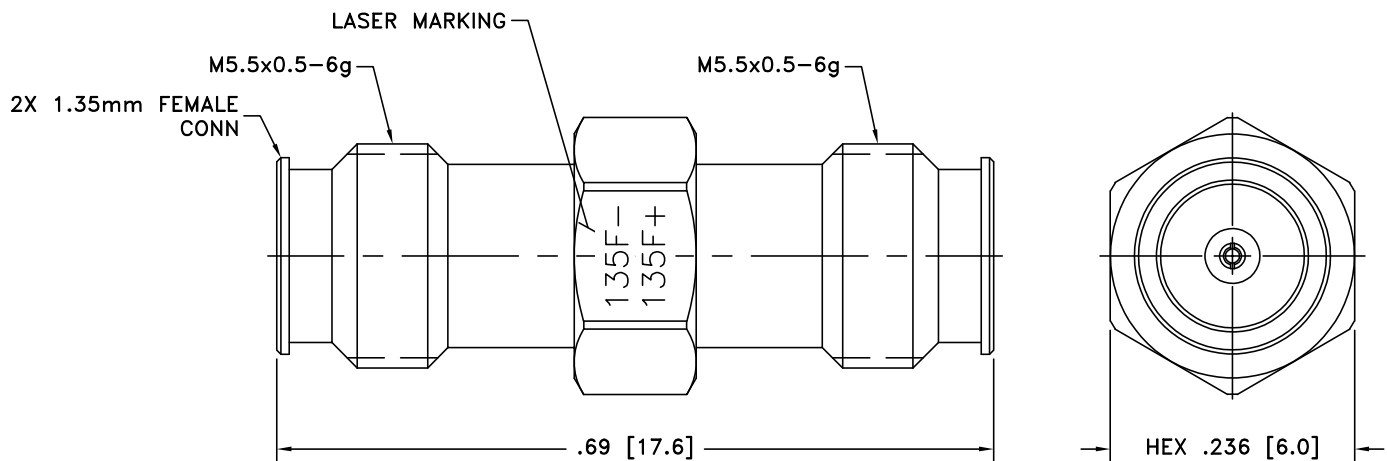




CONNECTOR SPECIFICATIONS

Description	Connector 1	Connector 2
Connector Type	1.35mm Female	1.35mm Female
Orientation	Straight	Straight

CASE STYLE DRAWING



Weight: 2.1 grams

Dimensions are in inches [mm]. Tolerances: 2 Pl.±.03 [.76]; 3 Pl.±.015 [.38] inches [mm]

PRODUCT MARKING*: 135F-135F+

*Marking may contain other features or characters for internal lot control.



Mini-Circuits

COAXIAL

Adapter

135F-135F+

50Ω DC to 90 GHz 1.35 mm-Female to 1.35mm-Female

ADDITIONAL INFORMATION IS AVAILABLE ON OUR DASHBOARD

[CLICK HERE](#)

Performance Data & Graphs	Data
	Graphs
	S-Parameter (S2P Files) Data Set (.zip file)
Case Style	DJ3602
RoHS Status	Compliant
Environmental Ratings	ENV89

NOTES

- A. Performance and quality attributes and conditions not expressly stated in this specification document are intended to be excluded and do not form a part of this specification document.
- B. Electrical specifications and performance data contained in this specification document are based on Mini-Circuit's applicable established test performance criteria and measurement instructions.
- C. The parts covered by this specification document are subject to Mini-Circuits standard limited warranty and terms and conditions (collectively, "Standard Terms"); Purchasers of this part are entitled to the rights and benefits contained therein. For a full statement of the standard terms and the exclusive rights and remedies thereunder, please visit Mini-Circuits' website at www.minicircuits.com/terms/viewterm.html



Mouser Electronics

Authorized Distributor

Click to View Pricing, Inventory, Delivery & Lifecycle Information:

[Mini-Circuits:](#)

[135F-135F+](#)