



KEY FEATURES

- Ultra-wideband, DC to 67GHz
- Low Insertion Loss, 0.2 dB Typ.
- Straight Body
- Excellent VSWR, 1.10:1 Typ.



Generic photo used for illustration purposes only

PRODUCT OVERVIEW

Mini-Circuits' 10F-185F+ is a coaxial 1.0mm Female to 1.85mm Female adapter supporting a wide range of applications from DC to 67 GHz. This model provides excellent VSWR and low insertion loss versus frequency. The 10F-185F+ features passivated stainless-steel construction and measures only 0.74" in length.

ELECTRICAL SPECIFICATIONS AT +25°C

Parameter	Condition (GHz)	Min.	Typ.	Max.	Units
Frequency Range		DC		67	GHz
Insertion Loss	0.01-30	—	0.12	0.53	dB
	30-40	—	0.20	0.53	
	40-50	—	0.23	0.53	
	50-67	—	0.28	0.53	
VSWR	0.01-30	—	1.08	1.25	:1
	30-40	—	1.08	1.25	
	40-50	—	1.10	1.25	
	50-67	—	1.14	1.25	

Absolute Maximum Ratings are on page 3.



COAXIAL

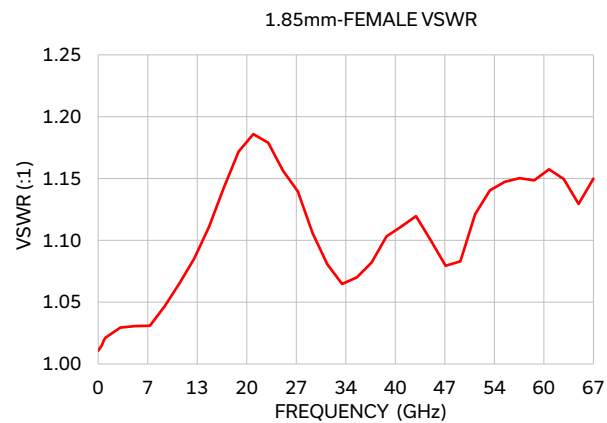
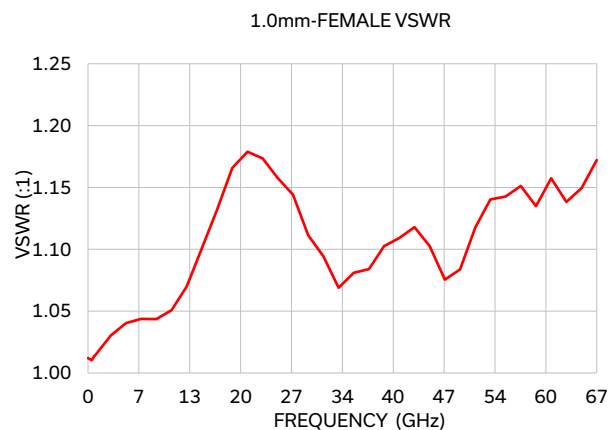
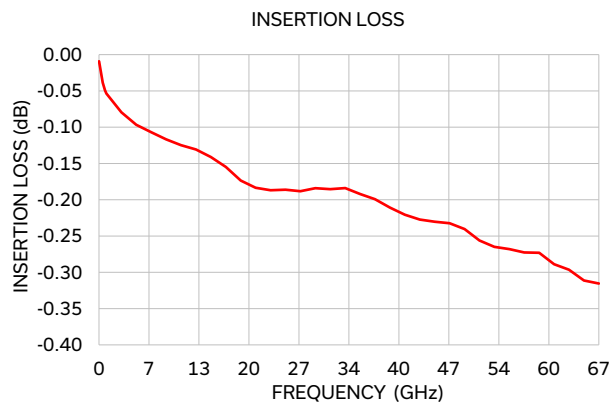
Adapter

10F-185F+

Mini-Circuits

50Ω DC to 67 GHz 1.0mm-Female to 1.85mm-Female

TYPICAL PERFORMANCE GRAPHS





Mini-Circuits

COAXIAL

Adapter

10F-185F+

50Ω DC to 67 GHz 1.0mm-Female to 1.85mm-Female

ABSOLUTE MAXIMUM RATINGS¹

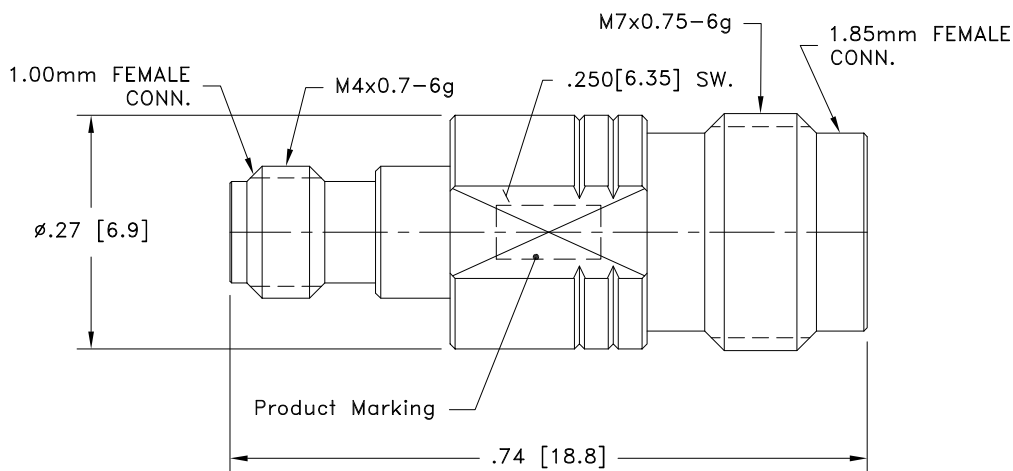
Parameter	Ratings
Operating Case Temperature	+10 °C to +40 °C
Storage Temperature	+10 °C to +40 °C

1. Permanent damage may occur if any of these limits are exceeded.

CONNECTOR SPECIFICATIONS

Description	Connector 1	Connector 2
Connector Type	1.0mm Female	1.85mm Female
Orientation	Straight	Straight

CASE STYLE DRAWING



Weight: 2.8 grams

Dimensions are in inches [mm]. Tolerances: 2 Pl. ±.03; 3 Pl. ±.015 inches

PRODUCT MARKING*: 10F-185F+

*Marking may contain other features or characters for internal lot control.

ADDITIONAL INFORMATION IS AVAILABLE ON OUR DASHBOARD

[CLICK HERE](#)

Performance	Data Graphs S-Parameter (S2P Files) Data Set (.zip file)
Case Style	DJ3474-3
RoHs Status	Compliant
Environmental Ratings	ENV127T1

NOTES

- Performance and quality attributes and conditions not expressly stated in this specification document are intended to be excluded and do not form a part of this specification document.
- Electrical specifications and performance data contained in this specification document are based on Mini-Circuit's applicable established test performance criteria and measurement instructions.
- The parts covered by this specification document are subject to Mini-Circuits standard limited warranty and terms and conditions (collectively, "Standard Terms"); Purchasers of this part are entitled to the rights and benefits contained therein. For a full statement of the standard terms and the exclusive rights and remedies thereunder, please visit Mini-Circuits' website at www.minicircuits.com/terms/viewterm.html



Mouser Electronics

Authorized Distributor

Click to View Pricing, Inventory, Delivery & Lifecycle Information:

[Mini-Circuits:](#)

[10F-185F+](#)