



Coaxial Cable

086-12SM+

50Ω 12 inch DC to 18 GHz SMA-Male

THE BIG DEAL

- Wideband frequency coverage, DC to 18 GHz
- Low Loss, 1.26 dB at 18 GHz
- Excellent Return Loss, 27 dB at 18 GHz
- Hand formable to almost any custom shape without special bending tools
- 6mm bend radius for tight installations
- Anti-torque nut prevents cable stress during installation
- Insulated outer jacket standard
- Connector interface, meets MIL-STD-348
- Ideal for interconnect of assembled systems

*Generic photo used for illustration purposes only*

| | |
|-------------------|-----------|
| Model No. | 086-12SM+ |
| Case Style | KP1505-12 |
| Connectors | SMA-Male |

+RoHS Compliant

The +Suffix identifies RoHS Compliance.
See our website for methodologies and qualifications

APPLICATIONS

- Replacement for custom bent 0.086" semi-rigid cables
- Communication receivers and transmitters
- Military and aerospace system
- Environmental and test chambers

PRODUCT OVERVIEW

The 086 Series Hand-Flex™ Coaxial Cables are ideal for interconnection of coaxial components or sub-systems. The construction includes a silver-plated copper-clad steel center conductor which maintains the shape after bending. The outer shield is copper braid, tin soaked, which minimizes signal leakage and at the same time flexible for easy bend. Dielectric is low loss PTFE. Connectors have passivated stainless-steel coupling nut over a gold plated connector body and gold plated, brass center conductor.

KEY FEATURES

| Feature | Advantages |
|---|---|
| Hand-Formable RF Cables | The 086 Series Hand-Flex™ cables are hand formable making them ideal for use integrating coaxial components and sub-assemblies without the need for special cable-bending tools and alleviating the risk of damage during the bending process typical of semi-rigid coaxial cable assemblies. |
| Tight Bend Radius | Capable of only 6mm bend radius, the 086 Hand Flex series is able to make connections in tight spaces making these cables ideal for dense system integration |
| Excellent Return Loss | Supporting typical return loss of 33 dB to 6 GHz and 21 dB to 18 GHz, the 086 Series Hand-Flex™ Cables are ideally suited for interconnecting a wide variety of RF components while minimizing VSWR ripple contribution due to mating cables & connectors. |
| Good Power Handling Capability: <ul style="list-style-type: none">• 211W at 0.5 GHz• 35W at 18 GHz | Mini-Circuits 086 Cable series can support medium to high RF power levels enabling these cables to be used in the transmit path. NOTE: power rating is at sea-level altitudes. |
| Built-in Anti-torque nut | Mini-Circuits 086 Series Hand Flex cables include an anti-torque feature to support the connector body during installation alleviating risk of stress to the connector/cable interface. |
| Jacketed and Unjacketed options | Standard 086 Series cables include a blue FEP insulator jacket reducing the risk of accidental shorting of DC power lines or active pins during installation and operation. Un-jacketed versions are available upon request. |



Mini-Circuits®

HAND
FLEX™

Coaxial Cable

086-12SM+

50Ω 12 inch DC to 18 GHz SMA-Male

ELECTRICAL SPECIFICATIONS AT +25°C

| Parameter | Frequency (GHz) | Min. | Typ. | Max. | Units |
|---------------------|-----------------|------|------|------|--------|
| Frequency Range | | DC | | 18 | GHz |
| Length ¹ | | 12 | | | inches |
| Insertion Loss | DC - 2 | — | 0.14 | 0.46 | dB |
| | 2 - 6 | — | 0.46 | 0.82 | |
| | 6 - 10 | — | 0.69 | 1.10 | |
| | 10 - 18 | — | 1.01 | 1.53 | |
| Return Loss | DC - 2 | 23 | 45 | — | dB |
| | 2 - 6 | 23 | 41 | — | |
| | 6 - 10 | 17 | 36 | — | |
| | 10 - 18 | 16 | 30 | — | |

1. Custom sizes available, consult factory.

ABSOLUTE MAXIMUM RATINGS

| Parameter | Ratings |
|------------------------------------|---|
| Operating Temperature | -55°C to +105°C |
| Storage Temperature | -55°C to +105°C |
| Power Handling at +25°C, Sea Level | 211W at 0.5 GHz 150W at 1 GHz 104W at 2 GHz 59W at 6 GHz 45W at 10 GHz 35W at 18 GHz |

Permanent damage may occur if any of these limits are exceeded.





**HAND
FLEX™**

Coaxial Cable

086-12SM+

Mini-Circuits

50Ω 12 inch DC to 18 GHz SMA-Male

CABLE CONSTRUCTION



Center Conductor: Silver Plated Copper Clad Steel

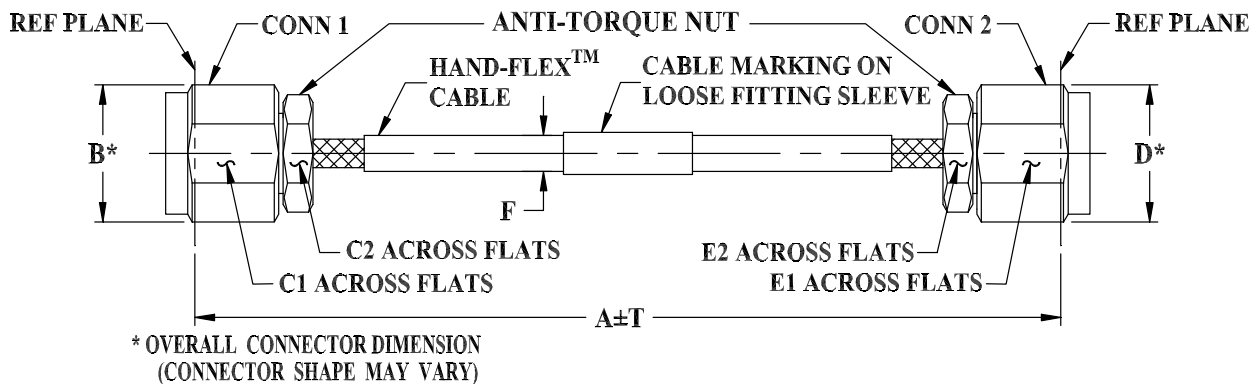
Dielectric: Solid PTFE

Outer Shield: Copper Braid, Tin Soaked

Jacket: FEP, Blue (Unjacketed cable also available upon request)

Connectors: Coupling Nut: Stainless Steel Passivated
Body: Stainless Steel Gold Plated
Center Pin: Brass, Gold Plated

OUTLINE DRAWING



OUTLINE DIMENSIONS (Inch/mm)

| A | B | C1 | C2 | D | E1 | E2 | F | T | wt grams |
|--------|------|------|------|------|------|------|----------|------|-------------|
| 12.0 | .36 | .315 | .250 | .36 | .315 | .250 | .123 Max | .10 | |
| 304.80 | 9.14 | 8.00 | 6.35 | 9.14 | 8.00 | 6.35 | 3.12 Max | 2.54 | 10.68 |

Mini-Circuits



Mini-Circuits

HAND
FLEX™

Coaxial Cable

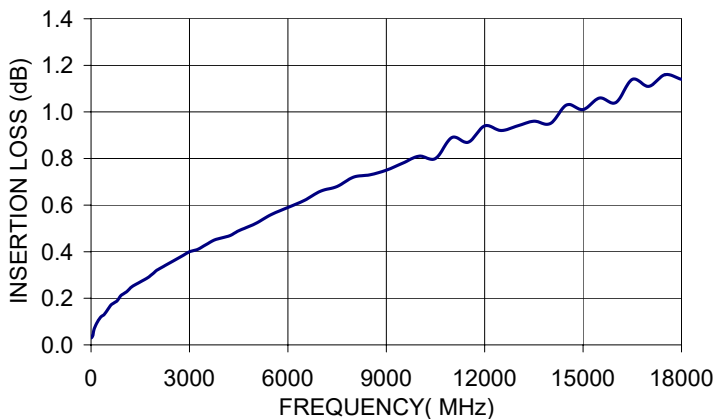
086-12SM+

50Ω 12 inch DC to 18 GHz SMA-Male

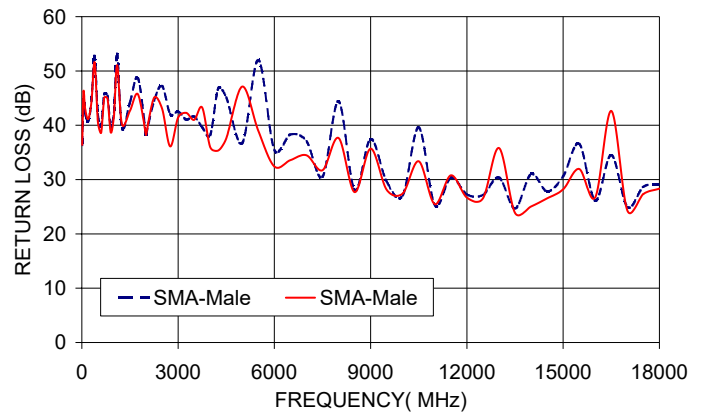
TYPICAL PERFORMANCE DATA AND CHARTS

| Frequency (MHz) | Insertion Loss (dB) | Return Loss (dB) | |
|--------------------|------------------------|---------------------|----------|
| | | SMA-Male | SMA-Male |
| 10.0 | 0.03 | 36.33 | 36.39 |
| 1000.0 | 0.22 | 42.36 | 41.58 |
| 2000.0 | 0.32 | 38.23 | 38.21 |
| 2500.0 | 0.36 | 47.22 | 43.04 |
| 4000.0 | 0.46 | 38.16 | 35.97 |
| 5000.0 | 0.52 | 36.71 | 47.13 |
| 6000.0 | 0.59 | 35.46 | 32.41 |
| 7000.0 | 0.66 | 37.06 | 34.47 |
| 8000.0 | 0.72 | 44.39 | 37.66 |
| 9000.0 | 0.75 | 37.47 | 35.70 |
| 10000.0 | 0.81 | 27.06 | 27.43 |
| 12000.0 | 0.94 | 27.29 | 26.69 |
| 13000.0 | 0.94 | 30.36 | 35.80 |
| 15000.0 | 1.01 | 30.58 | 28.21 |
| 18000.0 | 1.14 | 29.14 | 28.35 |

086-12SM+
INSERTION LOSS



086-12SM+
RETURN LOSS





Mini-Circuits

HAND
FLEX™

Coaxial Cable

086-12SM+


50Ω 12 inch DC to 18 GHz SMA-Male

PROPER CABLE CONNECTION USING ANTI-TORQUE NUT

Mini-Circuits 086-series HandFlex™ interconnect cables are constructed with an anti-torque nut adjacent to the connector coupling nut. When used properly, this feature prevents possible damage to the cable due to torquing and twisting when tightening the cable connector.


TO PROPERLY TIGHTEN THE CABLE CONNECTOR:

1) The cable connector includes a coupling nut which rotates to fasten the connector, and an anti-torque nut, which is fixed to prevent the cable from twisting during connection.



2) To properly tighten the cable, use a standard 1/4-inch open end wrench to brace the anti-torque nut.

3) Using a 5/16-inch open end wrench, rotate the coupling nut clockwise to tighten the cable connector.



*NOTE: Mini-Circuits recommends using a 5/16-inch open end wrench calibrated to 8 inch-pounds maximum torque to prevent damage due to over-torquing the connector.

NOTES

- A. Performance and quality attributes and conditions not expressly stated in this specification document are intended to be excluded and do not form a part of this specification document.
- B. Electrical specifications and performance data contained in this specification document are based on Mini-Circuit's applicable established test performance criteria and measurement instructions.
- C. The parts covered by this specification document are subject to Mini-Circuits standard limited warranty and terms and conditions (collectively, "Standard Terms"); Purchasers of this part are entitled to the rights and benefits contained therein. For a full statement of the standard terms and the exclusive rights and remedies thereunder, please visit Mini-Circuits' website at www.minicircuits.com/terms/viewterm.html



Mouser Electronics

Authorized Distributor

Click to View Pricing, Inventory, Delivery & Lifecycle Information:

[Mini-Circuits:](#)

[086-12SM+](#)