



Mini-Circuits

HAND  
FLEX™

# Coaxial Cable

086-11SBSM+

50Ω 11 inch DC to 18 GHz SMA-Male to SMA-Female Bulkhead

## THE BIG DEAL

- Wideband frequency coverage, DC to 18 GHz
- Low Loss, 1.0 dB at 18 GHz
- Excellent Return Loss, 25 dB at 18 GHz
- SMA-F bulkhead connector at one end
- Hand formable to almost any custom shape without special bending tools
- 6 mm bend radius for tight installations
- Anti-torque nut prevents cable stress during installation
- Insulated outer jacket standard<sup>1</sup>
- Connector interface, meets MIL-STD-348
- Ideal for interconnect of assembled systems



Generic photo used for illustration purposes only

Model No.	086-11SBSM+
Case Style	KP1567-11
Connectors	SMA-Male to SMA-Female Bulkhead

## +RoHS Compliant

The +Suffix identifies RoHS Compliance.  
See our website for methodologies and qualifications

## APPLICATIONS

- Bulkhead connector mounts on front panel of equipment racks
- Replacement for custom bent 0.086" semi-rigid cables
- Communication receivers and transmitters
- Military and aerospace system
- Environmental and test chambers

## PRODUCT OVERVIEW

The 086 SBSM Series Hand-Flex™ Coaxial Cables are ideal for interconnection of coaxial components or sub-systems to equipment racks. The construction includes a silver-plated copper-clad steel center conductor which maintains the shape after bending. The outer shield is copper braid, tin soaked, which minimizes signal leakage and at the same time flexible for easy bend. Dielectric is low loss PTFE. Connectors have passivated stainless-steel coupling nut over a gold plated connector body. SMA-M connector has gold plated, brass center conductor and SMA-F has gold plated BeCuB center conductor.

## KEY FEATURES

Feature	Advantages
Hand-Formable RF Cables	The 086 Series Hand-Flex™ cables are hand formable making them ideal for use integrating coaxial components and sub-assemblies without the need for special cable-bending tools and alleviating the risk of damage during the bending process typical of semi-rigid coaxial cable assemblies.
SMA-F bulkhead connector at one end	Mounts directly on equipment racks eliminating need for bulkhead adapter, thereby improving reliability.
Tight Bend Radius	Capable of only 6 mm bend radius, the 086 Hand-Flex™ series is able to make connections in tight spaces making these cables ideal for dense system integration.
Excellent Return Loss	Supporting typical return loss of 26 dB to 6 GHz and 19 dB to 18 GHz, the 086 Series Hand-Flex™ Cables are ideally suited for interconnecting a wide variety of RF components while minimizing VSWR ripple contribution due to mating cables & connectors.
Good Power Handling Capability: <ul style="list-style-type: none"><li>• 211W at 0.5 GHz</li><li>• 35W at 18 GHz</li></ul>	Mini-Circuits 086 Cable series can support medium to high RF power levels enabling these cables to be used in the transmit path (power rating is at sea-level altitudes).
Built-in Anti-torque nut	Mini-Circuits 086 Series Hand-Flex™ cables include an anti-torque feature to support the straight SMA connector body during installation alleviating risk of stress to the connector/cable interface.

Mini-Circuits

www.minicircuits.com P.O. Box 350166, Brooklyn, NY 11235-0003 (718) 934-4500 sales@minicircuits.com

REV. C  
ECO-017388  
086-11SBSM+  
MCL NY  
240318

PAGE 1 OF 5



Mini-Circuits

HAND  
FLEX™

# Coaxial Cable

**086-11BSM+**

50Ω 11 inch DC to 18 GHz SMA-Male to SMA-Female Bulkhead

**ELECTRICAL SPECIFICATIONS AT +25°C**

Parameter	Frequency (GHz)	Min.	Typ.	Max.	Units
Frequency Range		DC		18	GHz
Length <sup>2</sup>		11			inches
Insertion Loss	DC - 2	—	0.38	0.44	dB
	2 - 6	—	0.61	0.78	
	6 - 10	—	0.79	1.05	
	10 - 18	—	1.10	1.45	
Return Loss	DC - 2	23	35	—	dB
	2 - 6	23	28	—	
	6 - 10	17	22	—	
	10 - 18	16	24	—	

1. Unjacketed cable also available upon request.

2. Custom sizes available, consult factory.

**ABSOLUTE MAXIMUM RATINGS**

Parameter	Ratings
Operating Temperature	-55°C to +105°C
Storage Temperature	-55°C to +105°C
Power Handling at +25°C, Sea Level	211W at 0.5 GHz 150W at 1 GHz 104W at 2 GHz 59W at 6 GHz 45W at 10 GHz 35W at 18 GHz

Permanent damage may occur if any of these limits are exceeded.





Mini-Circuits

**HAND  
FLEX™**

# Coaxial Cable

**086-11SBSM+**

50Ω 11 inch DC to 18 GHz SMA-Male to SMA-Female Bulkhead

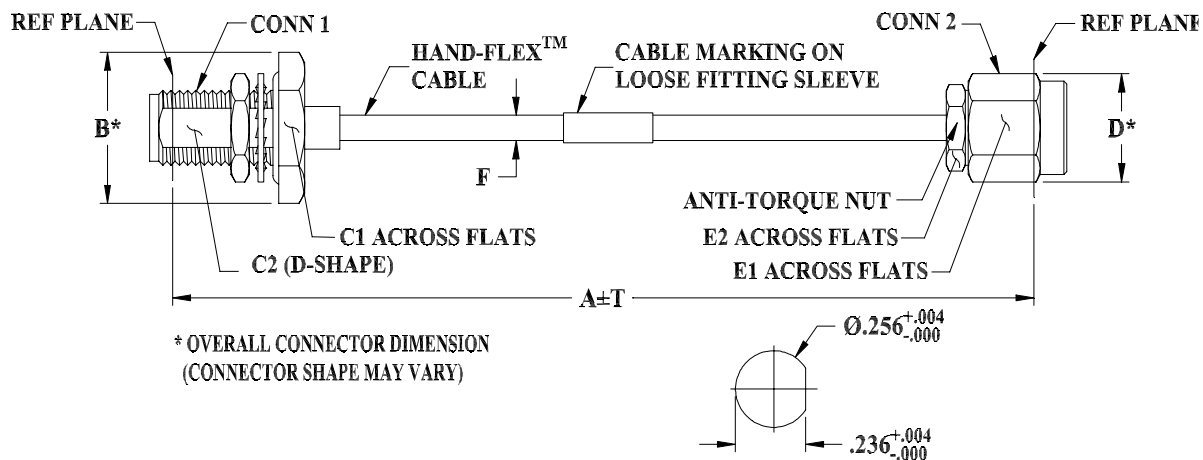
## CABLE CONSTRUCTION



- Center Conductor: Silver Plated Copper Clad Steel
- Dielectric: Solid PTFE
- Outer Shield: Copper Braid, Tin Soaked
- Jacket: FEP, Blue (Unjacketed cable also available upon request)

Connectors: Coupling Nut: Stainless Steel Passivated  
Body: Stainless Steel Gold Plated  
Center Pin: Brass, Gold Plated (SMA-M)  
and BeCuB Gold Plated (SMA-F)

## OUTLINE DRAWING



## OUTLINE DIMENSIONS (Inch/mm)

A	B	C1	C2	D	E1	E2	F	T	wt
11.0	.51	.438	.232	.36	.313	.250	.108	0.1	grams
279.40	12.95	11.13	5.89	9.14	7.95	6.35	2.75	2.54	11.03

**Mini-Circuits**

www.minicircuits.com P.O. Box 350166, Brooklyn, NY 11235-0003 (718) 934-4500 sales@minicircuits.com

PAGE 3 OF 5



Mini-Circuits

HAND  
FLEX™

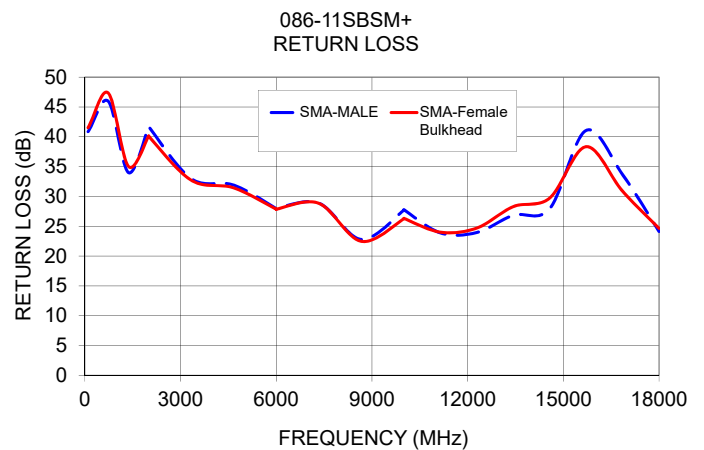
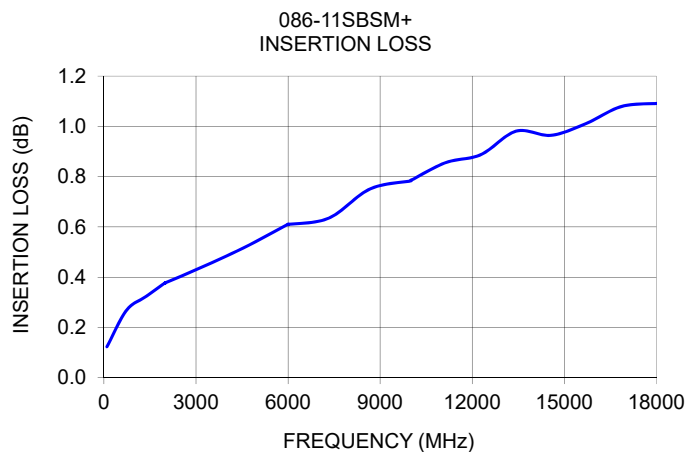
# Coaxial Cable

086-11SBSM+

50Ω 11 inch DC to 18 GHz SMA-Male to SMA-Female Bulkhead

## TYPICAL PERFORMANCE DATA AND CHARTS

Frequency (MHz)	Insertion Loss (dB)	Return Loss (dB)	
		SMA-Male	SMA-Female Bulkhead
100.0	0.12	40.9	41.5
733.3	0.27	45.9	47.3
1366.7	0.32	34.0	35.0
2000.0	0.38	41.8	40.1
3334.0	0.45	33.0	32.7
4667.0	0.52	31.9	31.4
6000.0	0.61	28.0	27.9
7334.0	0.64	28.9	28.8
10000.0	0.78	27.7	26.2
11143.7	0.86	23.9	24.0
13429.1	0.98	26.8	28.3
14571.9	0.96	27.9	29.7
15714.6	1.01	41.1	38.3
16857.3	1.08	33.7	30.9
18000.0	1.09	24.1	24.6





Mini-Circuits

HAND  
FLEX™

# Coaxial Cable

086-11SBSM+

50Ω 11 inch DC to 18 GHz SMA-Male to SMA-Female Bulkhead

## PROPER CABLE CONNECTION USING ANTI-TORQUE NUT

Mini-Circuits 086-series HandFlex™ interconnect cables are constructed with an anti-torque nut adjacent to the connector coupling nut. When used properly, this feature prevents possible damage to the cable due to torquing and twisting when tightening the cable connector.


### TO PROPERLY TIGHTEN THE CABLE CONNECTOR:

1) The cable connector includes a coupling nut which rotates to fasten the connector, and an anti-torque nut, which is fixed to prevent the cable from twisting during connection.



2) To properly tighten the cable, use a standard 1/4-inch open end wrench to brace the anti-torque nut.

3) Using a 5/16-inch open end wrench, rotate the coupling nut clockwise to tighten the cable connector.



\*NOTE: Mini-Circuits recommends using a 5/16-inch open end wrench calibrated to 8 inch-pounds maximum torque to prevent damage due to over-torquing the connector.

### NOTES

- A. Performance and quality attributes and conditions not expressly stated in this specification document are intended to be excluded and do not form a part of this specification document.
- B. Electrical specifications and performance data contained in this specification document are based on Mini-Circuit's applicable established test performance criteria and measurement instructions.
- C. The parts covered by this specification document are subject to Mini-Circuits standard limited warranty and terms and conditions (collectively, "Standard Terms"); Purchasers of this part are entitled to the rights and benefits contained therein. For a full statement of the standard terms and the exclusive rights and remedies thereunder, please visit Mini-Circuits' website at [www.minicircuits.com/terms/viewterm.html](http://www.minicircuits.com/terms/viewterm.html)



# Mouser Electronics

Authorized Distributor

Click to View Pricing, Inventory, Delivery & Lifecycle Information:

[Mini-Circuits:](#)

[086-11SBM+](#)