



Mini-Circuits

HAND  
FLEX™

# Coaxial Cable

**086-10SMRSM+**

50Ω 10 inch DC to 18 GHz Right Angle SMA Male to SMA Male

## THE BIG DEAL

- Right-Angle connection capable of DC to 18 GHz
- Low Loss, 1.0 dB at 18 GHz
- Excellent Return Loss, 20 dB at 18 GHz
- Hand formable to almost any custom shape without special bending tools
- 6mm bend radius for tight installations
- Anti-torque nut prevents cable stress during installation
- Insulated outer jacket standard<sup>1</sup>
- Connector interface, meets MIL-STD-348
- Ideal for interconnect of assembled systems



*Generic photo used for illustration purposes only*

Model No.	086-10SMRSM+
Case Style	KP1573-10
Connectors	Right Angle SMA-Male to SMA-Male

## +RoHS Compliant

The +Suffix identifies RoHS Compliance.  
See our website for methodologies and qualifications

## APPLICATIONS

- Replacement for custom bent 0.086" semi-rigid cables
- Communication Receivers and Transmitters
- Military and Aerospace System
- Environmental and Test Chambers

## PRODUCT OVERVIEW

086 SMRSM model series coaxial cables are ideal for integrating coaxial components and sub-assemblies in tight spaces and dense system configurations. Single right-angle SMA connection minimizes bend-radius at one connection port and is ideal for layouts with connections between perpendicular aspects. Sturdy, hand-formable cable construction maintains shape after bending with bend-radius as small as 6mm. 086 SMRSM coaxial cables have the advantages of wide frequency range, excellent return loss, and high power handling. Available in lengths from 3" to 24".

## KEY FEATURES

Feature	Advantages
Hand-Formable RF Cables	The 086 Series Hand-Flex™ cables are hand formable making them ideal for use integrating coaxial components and sub-assemblies without the need for special cable-bending tools and alleviating the risk of damage during the bending process typical of semi-rigid coaxial cable assemblies.
Tight Bend Radius	Capable of only 6 mm bend radius, the 086 Hand-Flex™ series is able to make connections in tight spaces making these cables ideal for dense system integration.
18 GHz Right-Angle Connector	Using a custom right-angle connector, the 086 SMRSM Series is able to meet system requirements of 90° connections without bending and sacrificing high frequency performance up to 18 GHz.
Excellent Return loss	Supporting typical return loss of 26 dB to 6 GHz and 19 dB to 18 GHz, the 086 Series Hand-Flex™ Cables are ideally suited for interconnecting a wide variety of RF components while minimizing VSWR ripple contribution due to mating cables & connectors.
Good Power Handling Capability: <ul style="list-style-type: none"><li>• 211W at 0.5 GHz</li><li>• 35W at 18 GHz</li></ul>	Mini-Circuits 086 Cable series can support medium to high RF power levels enabling these cables to be used in the transmit path. (power rating is at sea-level altitudes)
Built-in Anti-torque nut	Mini-Circuits 086 Series Hand-Flex™ cables include an anti-torque feature to support the straight SMA connector body during installation alleviating risk of stress to the connector/cable interface.
Jacketed and Unjacketed options	Standard 086 Series cables include a blue FEP insulator jacket reducing the risk of accidental shorting of DC power lines or active pins during installation and operation. Un-jacketed versions are available upon request.

Mini-Circuits



Mini-Circuits

HAND  
FLEX™

## Coaxial Cable

086-10SMRSM+

50Ω 10 inch DC to 18 GHz Right Angle SMA Male to SMA Male

## ELECTRICAL SPECIFICATIONS AT +25°C

Parameter	Frequency (GHz)	Min.	Typ.	Max.	Units
Frequency Range		DC		18	GHz
Length <sup>2</sup>		10			inches
Insertion Loss	DC - 2	—	0.31	0.49	dB
	2 - 6	—	0.53	0.86	
	6 - 10	—	0.70	1.15	
	10 - 18	—	1.12	1.58	
Return Loss	DC - 2	20	30	—	dB
	2 - 6	20	26	—	
	6 - 10	16	24	—	
	10 - 18	16	18	—	

1. Unjacketed cable also available upon request.

2. Custom sizes available, consult factory.

## ABSOLUTE MAXIMUM RATINGS

Parameter	Ratings
Operating Temperature	-55°C to +105°C
Storage Temperature	-55°C to +105°C
Power Handling at +25°C, Sea Level	211W at 0.5 GHz 150W at 1 GHz 104W at 2 GHz 59W at 6 GHz 45W at 10 GHz 35W at 18 GHz

Permanent damage may occur if any of these limits are exceeded.





Mini-Circuits

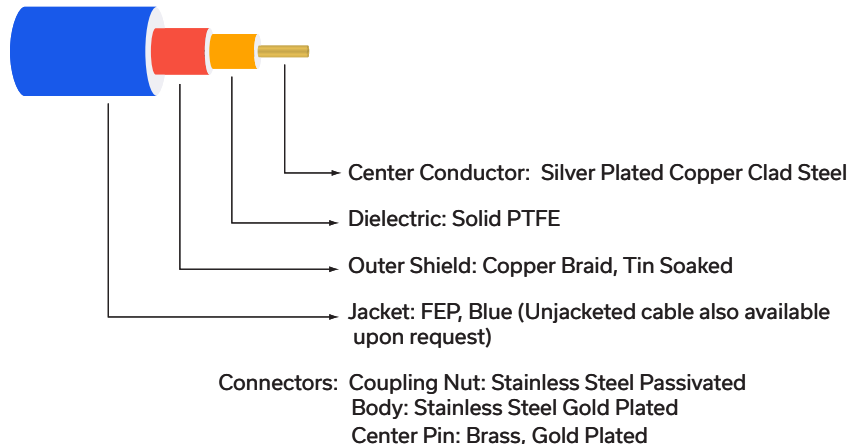
**HAND  
FLEX™**

# Coaxial Cable

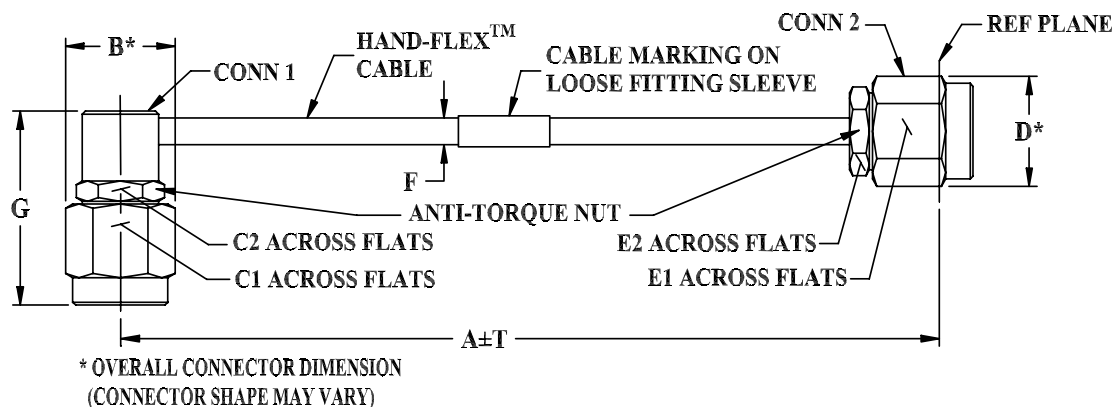
**086-10SMRSM+**

50Ω 10 inch DC to 18 GHz Right Angle SMA Male to SMA Male

## CABLE CONSTRUCTION



## OUTLINE DRAWING



## OUTLINE DIMENSIONS (Inch/mm)

A	B	C1	C2	D	E1	E2	F	G	T	wt grams
10.0	.36	.313	.250	.36	.313	.250	.108	.634	0.1	10.57
254.00	9.14	7.95	6.35	9.14	7.95	6.35	2.75	16.10	2.54	

**Mini-Circuits**

www.minicircuits.com P.O. Box 350166, Brooklyn, NY 11235-0003 (718) 934-4500 sales@minicircuits.com

PAGE 3 OF 5



Mini-Circuits

HAND  
FLEX™

# Coaxial Cable

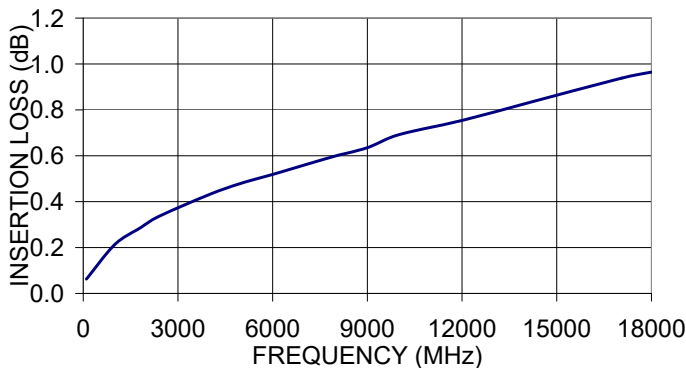
**086-10SMRSM+**

50Ω 10 inch DC to 18 GHz Right Angle SMA Male to SMA Male

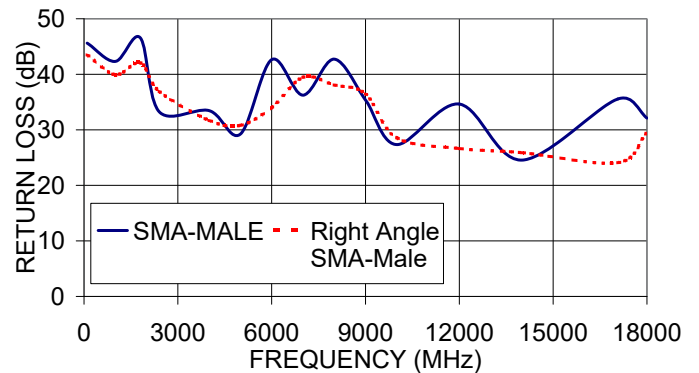
## TYPICAL PERFORMANCE DATA AND CHARTS

Frequency (MHz)	Insertion Loss (dB)	Return Loss (dB)	
		SMA-Male	Right Angle SMA-Male
100	0.06	45.6	43.5
1000	0.21	42.3	39.9
1800	0.29	46.6	42.1
2404	0.34	33.2	36.9
4001	0.43	33.5	31.7
5000	0.48	29.2	30.8
6000	0.52	42.6	34.0
7001	0.56	36.2	39.5
8001	0.60	42.7	38.1
9000	0.64	35.4	36.5
10000	0.69	27.3	28.6
12001	0.75	34.6	26.6
14001	0.83	24.6	25.9
17069	0.94	35.6	24.1
18000	0.96	32.1	29.5

086-10SMRSM+  
INSERTION LOSS



086-10SMRSM+  
RETURN LOSS



Mini-Circuits



Mini-Circuits

HAND  
FLEX™

# Coaxial Cable

**086-10SMRSM+**


50Ω 10 inch DC to 18 GHz Right Angle SMA Male to SMA Male

## PROPER CABLE CONNECTION USING ANTI-TORQUE NUT

Mini-Circuits 086-series HandFlex™ interconnect cables are constructed with an anti-torque nut adjacent to the connector coupling nut. When used properly, this feature prevents possible damage to the cable due to torquing and twisting when tightening the cable connector.


### TO PROPERLY TIGHTEN THE CABLE CONNECTOR:

1) The cable connector includes a coupling nut which rotates to fasten the connector, and an anti-torque nut, which is fixed to prevent the cable from twisting during connection.



2) To properly tighten the cable, use a standard 1/4-inch open end wrench to brace the anti-torque nut.

3) Using a 5/16-inch open end wrench, rotate the coupling nut clockwise to tighten the cable connector.



\*NOTE: Mini-Circuits recommends using a 5/16-inch open end wrench calibrated to 8 inch-pounds maximum torque to prevent damage due to over-torquing the connector.



# Mouser Electronics

Authorized Distributor

Click to View Pricing, Inventory, Delivery & Lifecycle Information:

[Mini-Circuits:](#)

[086-10SMRSM+](#)