

### Solenoid Tumbler ZH

The solenoid tumbler ZH is, in combination with the functional handles on page 268 to 303 a electromechanical locking system for pushable and revolving doors.

#### Design and mode of operation:

On the solenoid tumbler, the switching element with interlock is not physically connected to the actuator, but functionally separated or brought together on opening or closing of the door. Interlocking is carried out by a latching bolt, which prevents the actuator from being pulled out of the interlock. By opening and closing the door, switching contacts in the interlock are positively operated. Altogether states like door open/closed or door locked/unlocked can be found out over these switching contacts.

#### Power to unlock/ Power to lock:

Two variations of interlocking are offered.

In the case of power to unlock, the latching bolt prevents the actuator from being pulled out by spring pressure. When the deinterlocking coil is energized, the interlock is removed. The guarding device can be opened.

For power to lock, the mode of operation is reserved.

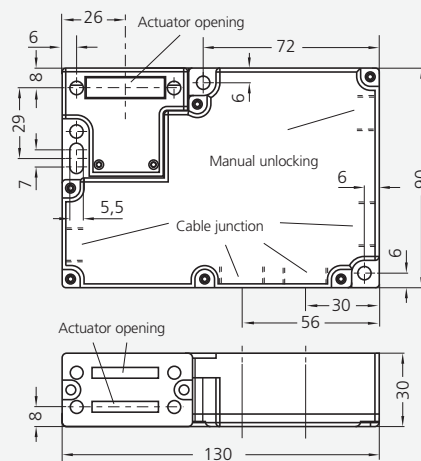
#### Note:

Interlocks in other contact variations and further actuators on request.

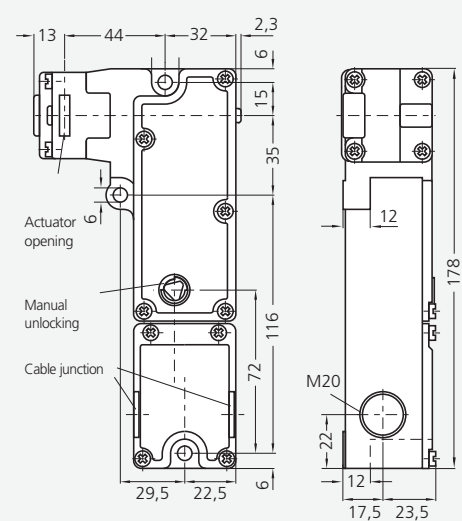


### Solonoid tumbler

ZH-01

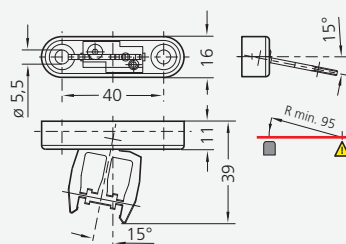


ZH-02

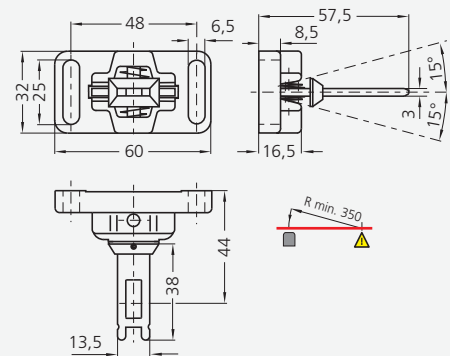


### Movable actuators

ZH-01



ZH-02



Typ	Components	Modes of interlock	Order no.
ZH-01	Solenoid tumbler	Power to unlock	ZH-01.R01.01
		Arbeitsstromprinzip	ZH-01.A01.01
		Power to lock	
	Actuator		ZH-01.000.02
ZH-02	Solenoid tumbler	Power to unlock	ZH-02.R01.01
		Power to lock	ZH-02.A01.01
	Actuator		
			ZH-02.000.02

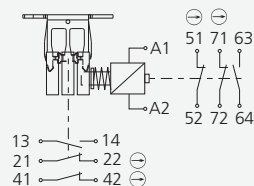
### Technical data

Typ	ZH-01	ZH-02
Standards:	IEC/EN 60947-5-1, BG-GS-ET-19, IEC 60947-5-1	IEC/EN 60947-5-1, BG-GS-ET-19, IEC 60947-5-1
Enclosure:	glass fibre reinforced thermoplastic	glass fibre reinforced thermoplastic
Actuator and locking bolt:	stainless steel 1.4301	Zinc plated steel / zinc diecast, chromated
Contact material:	Silver	Silver
Protection class:	IP 67	IP 67
Termination:	Screw clamps	Screw clamps
Cable section:	max. 1.5 mm <sup>2</sup> (incl. Conductor ferrules)	max. 1.5 mm <sup>2</sup> (incl. Conductor ferrules)
Cable entry:	4 x M16 x 1,5	2 x M20 x 1,5
Rated impulse withstand voltage $U_{imp}$ :	4 kV	2,5 kV
Rated insulation voltage $U_i$ :	250 V	250 V
Thermal test current $I_{the}$ :	10 A	10 A
Rated operating current/ voltage $I_e/U_e$ :	2,5 A / 24 VDC	5 A / 24 VDC
Rated control voltage $U_s$ :	24 VAC/DC	24 VDC
Ambient temperature:	- 25°C ..... + 60°C	0°C ..... + 50°C
Holding force F max:	2000 N	1750 N
Actuating head:	3 Actuator openings	Can be repositioned by 4 x 90°
Manual release	for manual unlocking by triangular key emergency exit device and emergency release optional available	for manual unlocking by triangular key emergency release available optionally

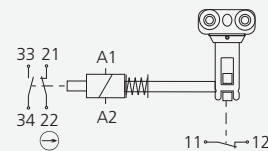
### Modes of tumbler

#### Power to unlock

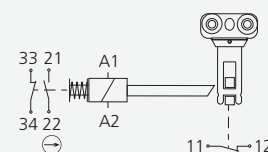
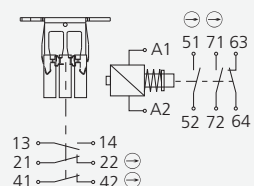
#### ZH-01



#### ZH-02



#### Power to lock



# Mouser Electronics

Authorized Distributor

Click to View Pricing, Inventory, Delivery & Lifecycle Information:

[Davies Molding:](#)

[ZH-01.000.02](#) [ZH-01.A01.01](#) [ZH-01.R01.01](#) [ZH-02.000.02](#) [ZH-02.A01.01](#) [ZH-02.R01.01](#)