

Rohde

FG

Handle Series FG7

Material and surface:

Handle ledge $\varnothing 30 \times 5$ mm aluminium round tube AlMgSi 0.5; fine ground and natural coloured anodized. Handle shanks of polyamide PA 6, black with fine structure.

Function element:

1 Push buttons with LED. Type FG7-04 with additional emergency stop (2 NC contacts).

Connection A:

Coupling positioned at the tubular axle of the handle ledge in the handle shank.

Connection B:

Coupling positioned at the mounting surface of the handle shank.

Connection C:

The 5 m connection cable is guided out of the mounting surface of the handle shank.

The connection A and C are available with straight and chamfer handle shanks, as left and right-hand versions for use with double doors.

Protection class:

IP 65 (for the versions A and B with screwed coupling).

Note:

Coupling with 10 m ready made cable available as accessories. Other handle lengths, anodized versions and illuminated emergency stop button on request.



U7-30.G

Counter-handle without electrical function elements s. p. 41.



Typ FG7-04.R

with emergency stop

Connection

A



B



C



Typ FG7-01.G

Switching version

Connection		without emergency stop, 1 push button	with emergency stop, 1 push button
		Order no.	Order no.
A	straight	FG7-01.GA160.01	FG7-04.GA160.01
	left	FG7-01.LA160.01	FG7-04.LA160.01
	right	FG7-01.RA160.01	FG7-04.RA160.01
B	straight	FG7-01.GB160.01	FG7-04.GB160.01
	straight	FG7-01.GC160.01	FG7-04.GC160.01
C	left	FG7-01.LC160.01	FG7-04.LC160.01
	right	FG7-01.RC160.01	FG7-04.RC160.01

Handle accessories

Coupling with cable
8-pole (M12 x 1) 12-pole (M12 x 1)

L

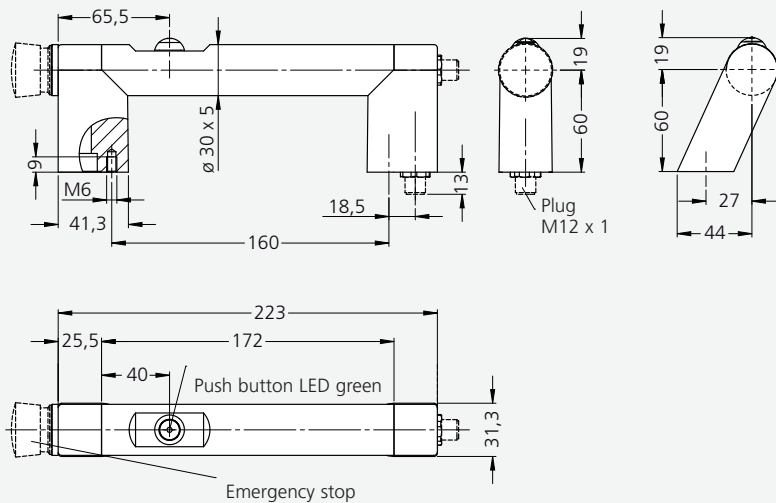
Order no. Order no.



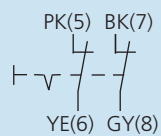
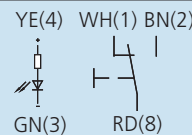
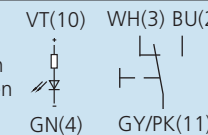
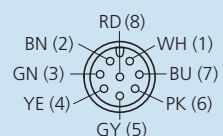
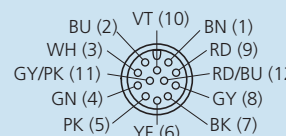
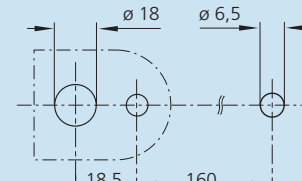
10 m

FZ-KS.G08.10 FZ-KS.G12.10

FZ-KS.W08.10 FZ-KS.W12.10



Technical data

Typ	FG7-01	FG7-04
	with 1 push button	add. emergency stop
Emergency stop (2 NC contacts)	without	
Push button LED green (1 change-over contact)		
Emergency stop	-	1-42 V AC/DC 100 mA
Push button	24 V AC/DC max. 1 A	
Operating voltage LED	24 V DC (12 V DC optional)	
Connection type	8-pole M12 x 1	12-pole M12 x 1
Connector assignment (Plug side view)		
Mounting cutout		



Door solenoid tumbler see page 304–305.

Mouser Electronics

Authorized Distributor

Click to View Pricing, Inventory, Delivery & Lifecycle Information:

[Davies Molding:](#)

[FG7-01.GA160.01](#) [FG7-01.GB160.01](#) [FG7-01.GC160.01](#) [FG7-04.GA160.01](#) [FG7-04.GB160.01](#)