

Handle Series

FG16-01

FG16-04

Material and surface:

Handle shanks made of high strength polyamide PA 6, black with fine structure. Handle ledge made of lathed PVC black.

Function elements:

FG16-01:

Push button (change-over contact)
2 LED's.

FG16-04:

Emergency-stop (2 NC contacts)
Push button (change-over contact)
2 LED's

FG16-00:

Basic handle, as FG16-01 and FG16-04, but without switch elements as counter-handle.

Connection:

8-pole or 12-pole connector positioned at the tubular axle of the handle ledge in the handle shank.

Coupling with 10 m ready-made cable available as accessory.

Protection class:

IP 65 with coupling screwed on.

Note:

With connection cable other push button assignment or other handle lengths on request.



FG16-00.180.84

Counter-handle without electrical function elements.



Typ FG16-01



Typ FG16-04

Switching function

Order no.

without switch elements

FG16-00.180.84

Push button and 2 LED's

FG16-01S.180.84

Emergency stop, push button and 2 LED's

FG16-04S.180.84

Other handle lengths on request

Handle accessories

Coupling with cable

8-pole
(M12 x 1)

12-pole
(M12 x 1)

L

Order no.

Order no.



10 m

FZ-KS.G08.10

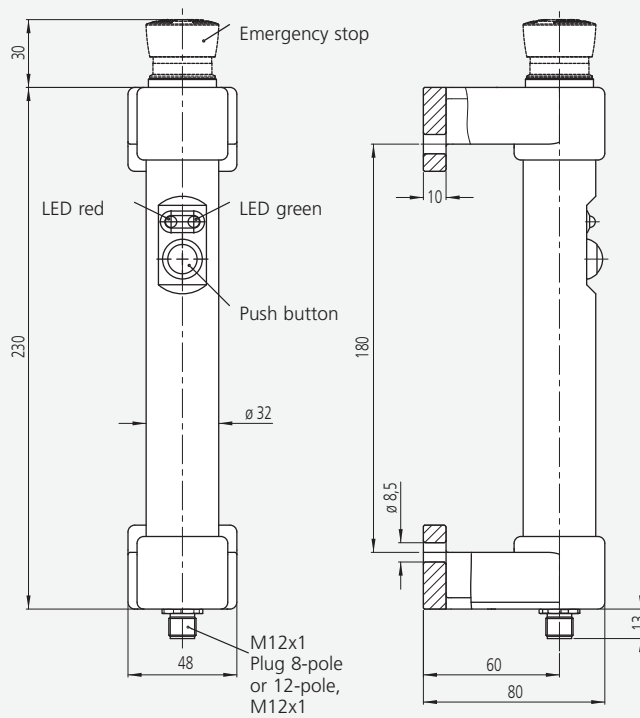
FZ-KS.G12.10



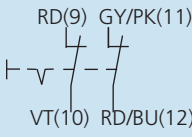
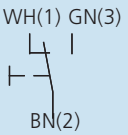
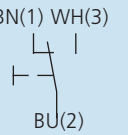
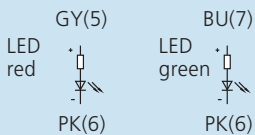
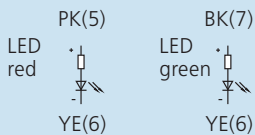
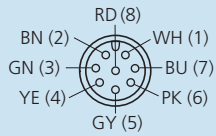
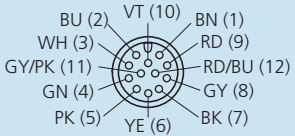
10 m

FZ-KS.W08.10

FZ-KS.W12.10



Technical data

Typ	FG16-01	FG16-04
Emergency stop (2 NC contacts)	without	
Push button (1 change-over contact)		
LED red/green		
Emergency stop	-	1-42 V AC/DC max. 100 mA
Push buttons	24 V AC/DC max. 1,5 A	
Operating voltage LED	24 V DC (12 V optional)	
Connection type	8-pole M12 x 1	12-pole M12 x 1
Connector assignment (Plug side view)		

All dimensions in mm.



Mouser Electronics

Authorized Distributor

Click to View Pricing, Inventory, Delivery & Lifecycle Information:

Davies Molding:

[FG16-01S.180.84](#) [FG16-02S.180.84](#) [FG16-04S.180.84](#) [FG16-05S.180.84](#)