

Rohde

FG

Handle Series FG14

The modular design of this handle series allows an individual assembly of the handle with function elements. In order to define the functions of the separate operating devices, each button can be labeled as required.

Material and surface:

Tube \varnothing 35 x 1.5 mm AlMgSi 0.5; fine ground and black anodized or alternatively made of stainless steel, material no. 1.4301; fine ground. Tube holders of glassball reinforced polyamid PA 6, black, half-matt with fine structure.

Function elements:

Push buttons with red or green ring light. Other LED colours on request.

Type FG14-04 with additional emergency stop.

Connection:

12-pole, coupling with 10 m ready made cable available as an accessory.

Protection class:

IP 65 (with screwed coupling).

Note:

Other handle lengths and designs on request.




Typ FG14-06

Typ FG14-04

Button labeled



Connection




| | | | Tube of aluminium black anodized | Tube of stainless steel fine ground |
|---------|-----|-----|-------------------------------------|--|
| Typ | A* | L | Order no. | Order no. |
| FG14-04 | 300 | 406 | FG14-04.300.04 | FG14-04.300.37 |
| FG14-06 | 400 | 480 | FG14-06.400.04 | FG14-06.400.37 |

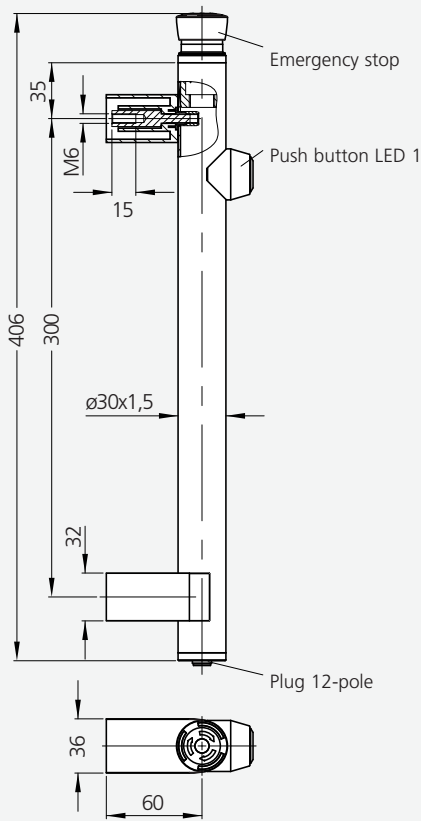
*Other handle lengths on request

Handle accessories

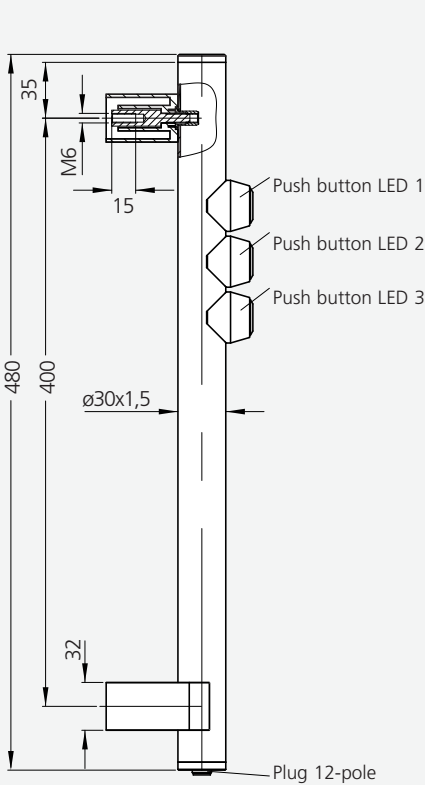
Coupling with cable

| | L | Order no. |
|--|------|--------------|
|  | 10 m | FZ-KS.G12.10 |
| | | FZ-KS.W12.10 |

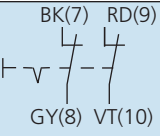
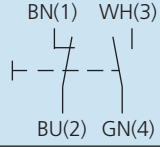
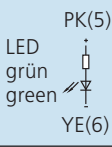
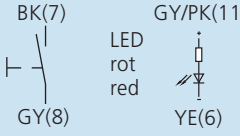
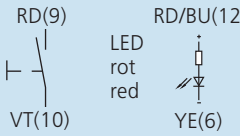
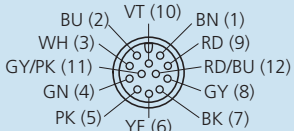
Typ FG14-04



Typ FG14-06



Technical data

| Typ | FG14-04 | FG14-06 |
|--|---|--|
| Emergency stop (2 NC contacts) |  | ohne without |
| Push button LED 1 (1 NC or NO contact) |  |  |
| Push button LED 2 (NO contact) | without |  |
| Push button LED 3 (NO contact) | without |  |
| Emergency stop | 1-42 V AC/DC 100 mA | - |
| Push button | 24 V AC/DC max. 1 A | |
| Operating voltage LED | 24 V DC (12 V DC optional) | |
| Anschlussart Connection type | 12-pole M12 x 1 | |
| Connector assignment (Plug side view) |  | |

All dimensions in mm.



Door solenoid tumbler see
page 304–305.

Mouser Electronics

Authorized Distributor

Click to View Pricing, Inventory, Delivery & Lifecycle Information:

Davies Molding:

[FG14-04.300.04](#) [FG14-04.300.37](#) [FG14-06.400.04](#) [FG14-06.400.37](#)