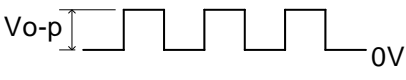


1. SPECIFICATION

AC-1002-CR-3P

ITEM		UNITS	SPECIFICATIONS	CONDITIONS
01	Rated Voltage	V	1.5	 Standard state, standard drive circuit. Square wave 1/2 duty.
02	Operating Voltage	V	1 ~ 3	
03	Mean consumption Current	mA Max.	90	
04	Sound pressure level (Distance at 10cm)	dB(A) Min.	82	Rated voltage, rated frequency.
05	Direct Current Resistance	Ω	5.5±1	
06	Rated Frequency	Hz	2730	

REV NO.

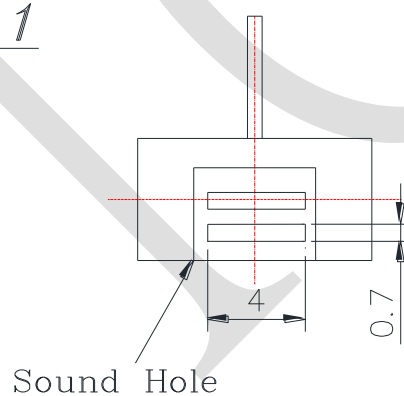
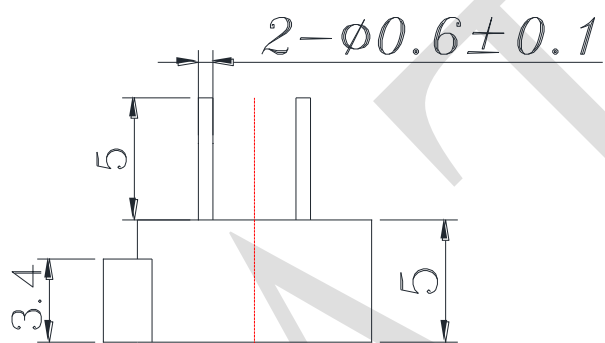
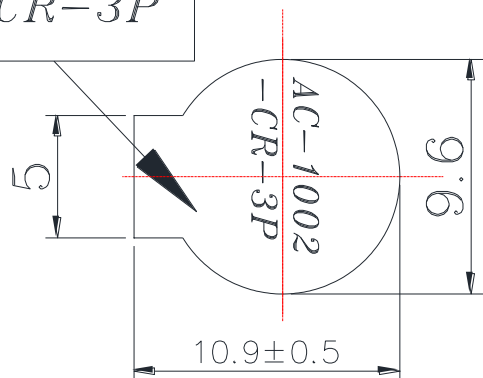
REVISION NOTE

APPROVAL

DATE

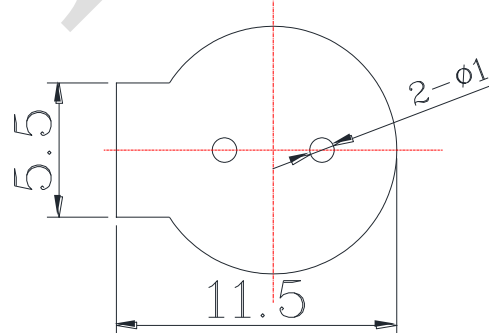
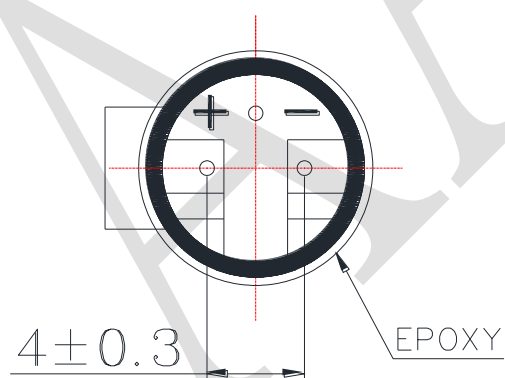
Print

AC-1002
-CR-3P



Sound Hole

RECOMMEND PCB LAYOUT
TOLERANCE ± 0.2



RoHS

TITLE: ELECTRO MAGNETIC BUZZER

DRAWN: Moose 2015/12/9

SCALE: 4:1 SHEET: 1 of 1

PART NO. AC-1002-CR-3P

DESIGNED: R&D OF AAT

UNITS: mm

DWG NO. BM9650E-0127-5.5

CHECKED:

TOLERANCE ± 0.5

APPROVAL:

UNLESS OTHERWISE SPECIFIED:

REV

MATERIAL: NORYL

ONE PLACE DECIMAL \pm ***TWO PLACE DECIMAL \pm ***THREE PLACE DECIMAL \pm ***

ADVANCED ACOUSTIC TECHNOLOGY CORPORATION

For more information, please contact AATC.

AATC

Mouser Electronics

Authorized Distributor

Click to View Pricing, Inventory, Delivery & Lifecycle Information:

AATC:

AC-1002-CR-3P