
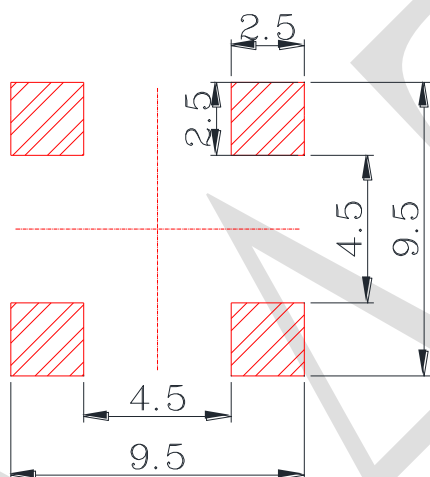
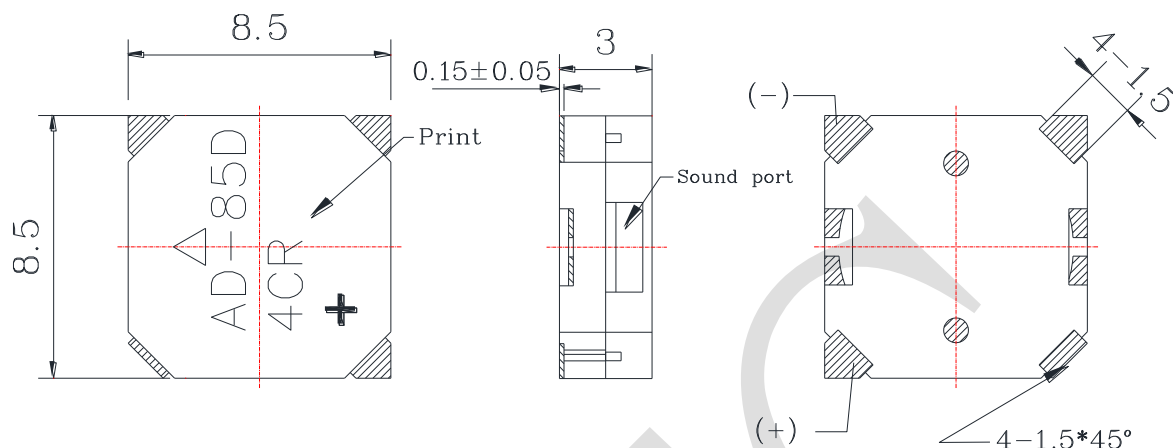


1. SPECIFICATION

AD-85D4CR

ITEM		UNITS	SPECIFICATIONS	CONDITIONS
01	Rated Voltage	V	3.6	<div><div>V<sub>p-p</sub></div><div>0V</div></div> <div>Standard state, standard drive circuit. Square wave 1/2 duty.</div>
02	Operating Voltage	V	2.5 ~ 4.5	
03	Consumption Current	mA Max.	100	
04	Sound pressure level (Distance at 10cm )	dB(A) Min.	85	Rated voltage, rated frequency.
05	Direct Current Resistance	Ω	16±3	
06	Rated Frequency	Hz	2730	

REV NO.	REVISION NOTE	APPROVAL	DATE
---------	---------------	----------	------



Recommended PCB LAYOUT

RoHS

TITLE: SOUND TRANSDUCER (SMD)		DRAWN: Hank	2019/12/24	SCALE: 1:1	SHEET: 1 : 1
PART NO.	AD-85D4CR	DESIGNED: R & D OF AAT	UNITS: mm		
DWG NO.	1	CHECKED:	TOLERANCE ± 0.5		
		APPROVAL:	UNLESS OTHERWISE SPECIFIED:		
		MATERIAL: LCP	ONE PLACE DECIMAL ± ***		
			TWO PLACE DECIMAL ± ***		
			THREE PLACE DECIMAL ± ***		



ADVANCED ACOUSTIC TECHNOLOGY CORPORATION

For more information, please contact AATC.

AATC

# Mouser Electronics

Authorized Distributor

Click to View Pricing, Inventory, Delivery & Lifecycle Information:

[AATC:](#)

[AD-85D4CR](#)