


1. SPECIFICATION

AC-9I3C

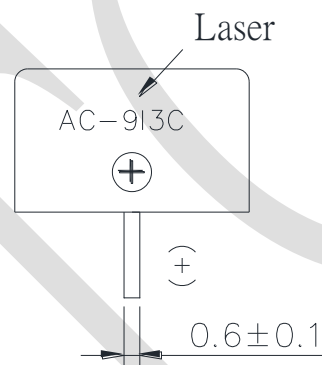
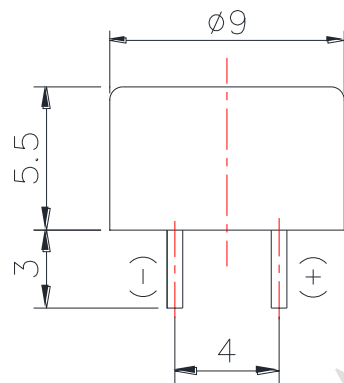
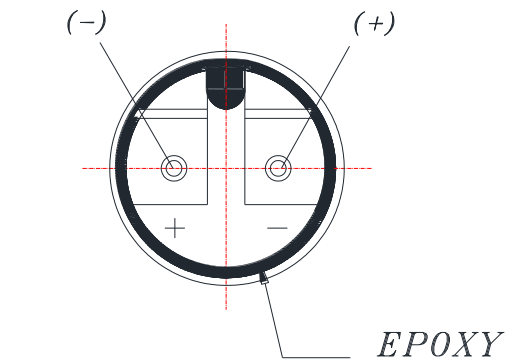
ITEM		UNITS	SPECIFICATIONS	CONDITIONS
01	Rated Voltage	V	3	<div></div> <div>Standard state, standard drive circuit. Square wave 1/2 duty.</div>
02	Operating Voltage	V	2 ~ 5	
03	Consumption Current	mA Max.	80	
04	Sound pressure level (Distance at 10cm)	dB(A) Min.	82	Rated voltage, rated frequency.
05	Direct Current Resistance	Ω	15±3	
06	Rated Frequency	Hz	2731	

REV NO.

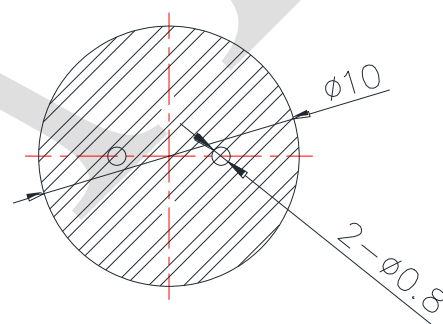
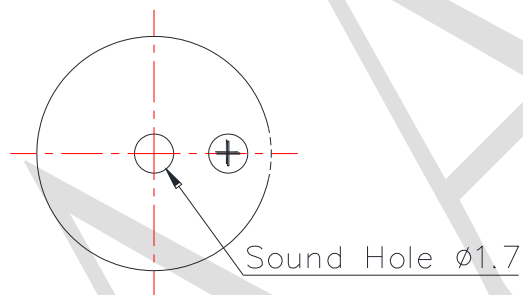
REVISION NOTE

APPROVAL

DATE



RECOMMENDED PCB LAYOUT



防火等級: UL94V0

RoHS

TITLE: ELECTRO MAGNETIC BUZZER

DRAWN: Hank 2020/02/11

SCALE: 4:1 SHEET: 1 of 1

PART NO. AC-913C

DESIGNED: R&D OF AAT

UNITS: mm

DWG NO. ZDC-090055F03027R15

3

CHECKED:

TOLERANCE ± 0.5

APPROVAL:

UNLESS OTHERWISE SPECIFIED:

MATERIAL: PBT

ONE PLACE DECIMAL \pm ***TWO PLACE DECIMAL \pm ***THREE PLACE DECIMAL \pm ***

ADVANCED ACOUSTIC TECHNOLOGY CORPORATION

For more information, please contact AATC.

AATC

Mouser Electronics

Authorized Distributor

Click to View Pricing, Inventory, Delivery & Lifecycle Information:

[AATC:](#)
[AC-913C](#)