


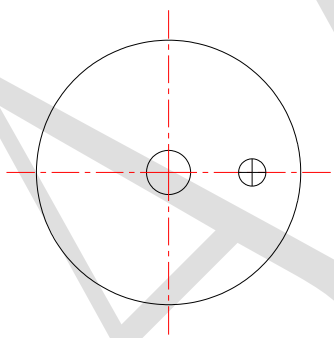
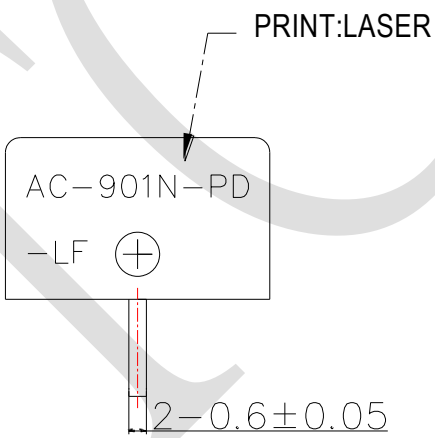
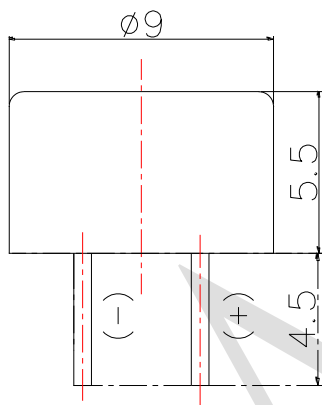
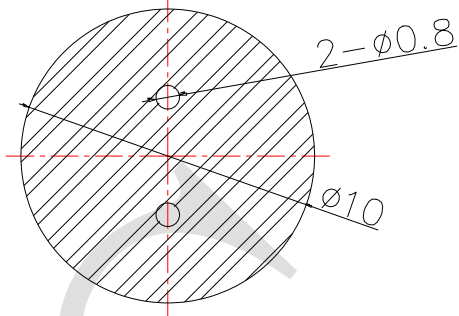
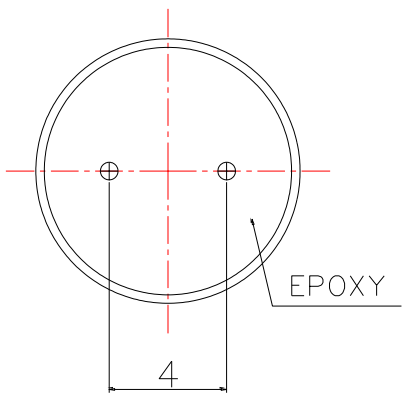
1. SPECIFICATION

AC-901N-PD-LF

ITEM		UNITS	SPECIFICATIONS	CONDITIONS
01	Rated Voltage	V	1.5	 Standard state, standard drive circuit. Square wave 1/2 duty.
02	Operating Voltage	V	1 ~ 3	
03	Consumption Current	mA Max.	136	
04	Sound pressure level (Distance at 10cm)	dB(A) Min.	85	Rated voltage, rated frequency.
05	Direct Current Resistance	Ω	5.5 ± 1	
06	Rated Frequency	Hz	2731	

REV NO.	REVISION NOTE	APPROVAL	DATE
---------	---------------	----------	------

Recommended
PCB Layout



RoHS

TITLE: ELECTRO MAGNETIC BUZZER		DRAWN: Hank	2019/07/10	SCALE: 4:1	SHEET: 1 of 1
PART NO. AC-901N-PD-LF		DESIGNED: R&D OF AAT		UNITS: mm	
DWG NO. ZDC-090055F-01527R5.5		CHECKED:		TOLERANCE ± 0.5	
		APPROVAL:		UNLESS OTHERWISE SPECIFIED:	
		MATERIAL: PBT		ONE PLACE DECIMAL ± ***	
				TWO PLACE DECIMAL ± ***	
				THREE PLACE DECIMAL ± ***	



ADVANCED ACOUSTIC TECHNOLOGY CORPORATION

For more information, please contact AATC.

AATC

Mouser Electronics

Authorized Distributor

Click to View Pricing, Inventory, Delivery & Lifecycle Information:

AATC:

AC-901N-PD-LF