

3M™ Pak 8 Hermaphroditic Connector

0.8 mm, Vertical, Surface Mount, 11.5 mm Stack Height, Solder Brackets

P08 Series



- 0.8 mm pitch Hermaphroditic Connector System
- Unigender connector functions as both plug and socket
- Surface mount design with solder brackets to increase solder joint integrity
- 11.5 mm stacking height
- High temperature insulator compatible with lead-free assembly
- Polarized alignment posts insure correct assembly and mating
- Available suction tape or molded plug for pick and place operations
- Available tape and reel packaging
- RoHS Compliant. See the Regulatory Information Appendix (RIA) in the “RoHS compliance” section of www.3M.com/Interconnects for compliance information (RIA E1 & C1 apply)

Date Modified: September 8, 2009

TS-2096-B
Sheet 1 of 3

Physical

Insulation:

Material: Liquid Crystal Polymer

Flammability: UL 94V-0

Color: Natural (off white)

Contact:

Material: Copper Alloy

Plating:

Underplating: 50 μ" (1.27 μm) Nickel

Wiping Area: 8 μ" (0.2 μm) minimum Gold

Solder Tails: Gold Flash

Solder Brackets: Sn plated Copper Alloy

Electrical

Current Rating: 0.5 A

Voltage Rating: 60 V

Insulation Resistance: $>1 \times 10^6 \Omega$ at 500 V_{DC}

Withstanding Voltage: 250 V_{AC} for 1 minute

Environmental

Temperature Rating: -55°C to +85°C

Process Rating: 260°C (per J-Std-020)



Electronic Solutions Division
Interconnect Solutions
<http://www.3M.com/interconnects/>

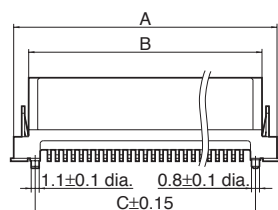
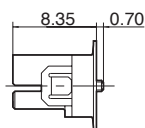
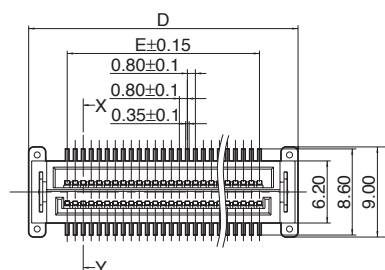
3M is a trademark of 3M Company.
For technical, sales or ordering information call
800-225-5373

3M™ Pak 8 Hermaphroditic Connector

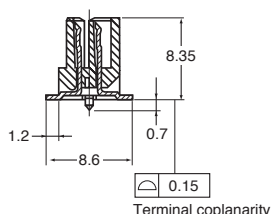
0.8 mm, Vertical, Surface Mount, 11.5 mm Stack Height, Solder Brackets

P08 Series

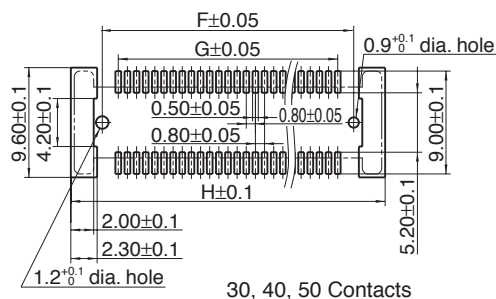
Pos #	A	B	C	D	E	F	G	H
30	18.9	15.3	14.0	18.9	11.2	14.0	11.2	19.5
40	22.9	19.3	18.0	22.9	15.2	18.0	15.2	23.5
50	26.9	23.3	22.0	26.9	19.2	22.0	19.2	27.5
80	39.7	36.1	34.8	39.7	32.0	34.8	32.0	40.3
100	47.7	44.1	42.8	47.7	40.0	42.8	40.0	48.3



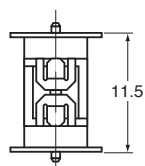
X-Y cross section



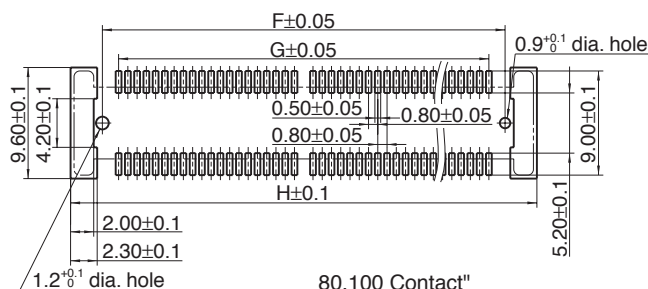
Recommended PC board pattern (TOP VIEW)



30, 40, 50 Contacts



Mated Stack Height



80, 100 Contact
"Center contact is removed"

mm
[inch]

Tolerance Unless Noted		
	.0	.00
mm	±.1	±.10

[] Dimensions for Reference Only

Ordering Information

P08 - XXX - HLXX - E - G

Contact Quantity
(see table)

Hermaphroditic

Locator Posts

C = Adhesive Suction Cover

M = Molded Suction Cover (Recommended for 260°C Process Temperature)

Blank = No Cover

T = Tape & Reel Packaging
Blank = Tube Pack

TS-2096-B
Sheet 2 of 3

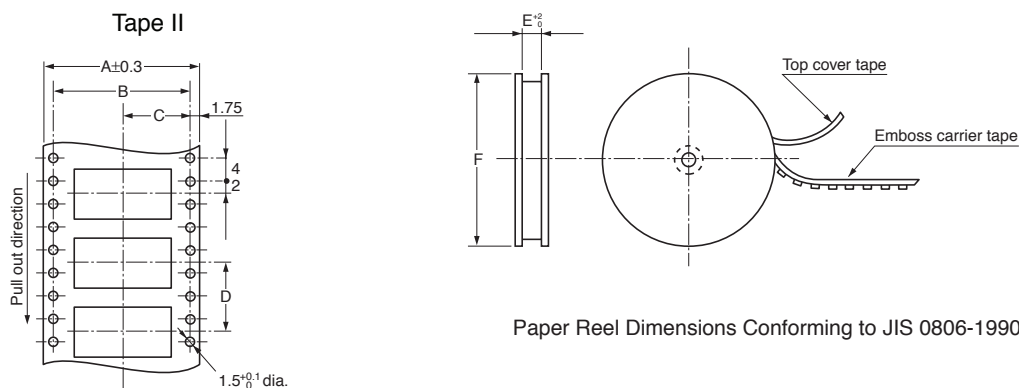
3M™ Pak 8 Hermaphroditic Connector

0.8 mm, Vertical, Surface Mount, 11.5 mm Stack Height, Solder Brackets

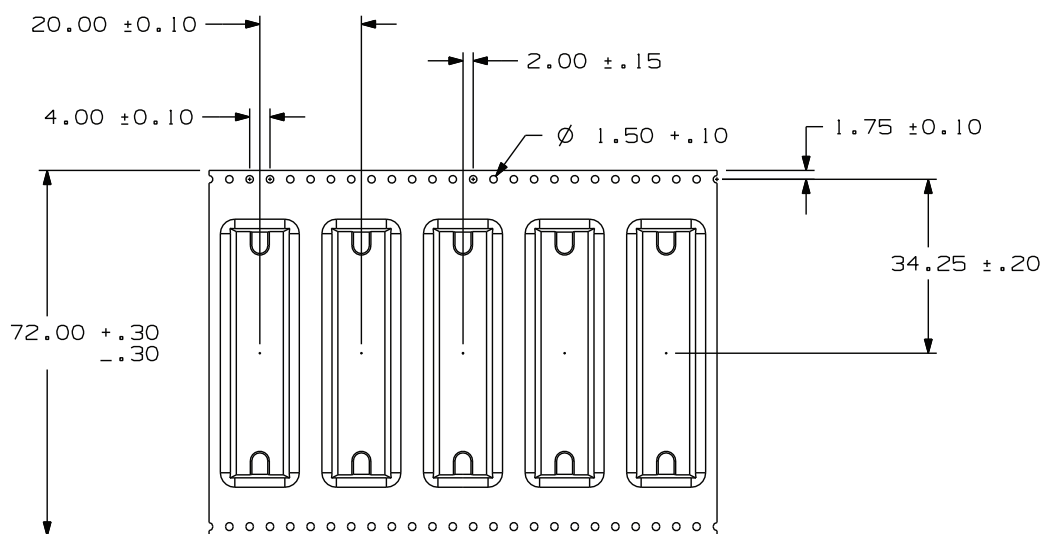
P08 Series

Packaging

30, 40, 50, 80 Contact Connectors



100 Contact Connector



Tape and Reel Dimensions							
	A	B	C	D	E	F	ea/reel
30,40	32	28.4	14.2	24	32.4	370 dia.	350
50	44	40.4	20.2	24	44.4	370 dia.	350
80	56	52.4	26.2	24	56.4	370 dia.	250
100	Contact 3M						

TS-2096-B
Sheet 3 of 3

Important Notice

All statements, technical information, and recommendations related to 3M's products are based on information believed to be reliable, but the accuracy or completeness is not guaranteed. Before using this product, you must evaluate it and determine if it is suitable for your intended application. You assume all risks and liability associated with such use. Any statements related to the product which are not contained in 3M's current publications, or any contrary statements contained on your purchase order shall have no force or effect unless expressly agreed upon, in writing, by an authorized officer of 3M.

Warranty; Limited Remedy; Limited Liability.

This product will be free from defects in material and manufacture for a period of one (1) year from the time of purchase. **3M MAKES NO OTHER WARRANTIES INCLUDING, BUT NOT LIMITED TO, ANY IMPLIED WARRANTY OF MERCHANTABILITY OR FITNESS FOR A PARTICULAR PURPOSE.** If this product is defective within the warranty period stated above, your exclusive remedy shall be, at 3M's option, to replace or repair the 3M product or refund the purchase price of the 3M product. **Except where prohibited by law, 3M will not be liable for any indirect, special, incidental or consequential loss or damage arising from this 3M product, regardless of the legal theory asserted.**



3M Electronics Solutions Division

6801 River Place Blvd.
Austin, TX 78726-9000
U.S.A.
1-800-225-5373
www.3m.com/interconnects

Please recycle. Printed in USA.
© 3M 2008. All rights reserved.
RIA-2217B-E

3M is a trademark of 3M Company.

Mouser Electronics

Authorized Distributor

Click to View Pricing, Inventory, Delivery & Lifecycle Information:

[3M:](#)

[P08-030HLC-E-G](#) [P08-030SLC-B-G](#) [P08-040HLC-E-G](#) [P08-040SLTC-A-G](#) [P08-050HLC-E-G](#) [P08-050SLTC-A-G](#)
[P08-020PLC-B-G](#) [P08-050HLTC-E-G](#) [P08-100SL-A-G](#) [P08-030-HLTC-E-G](#) [P08-040-HLTC-E-G](#) [P08-080-HLTC-E-G](#)
[P08-020PLTC-A-TG](#) [P08-040HLC-E-TG](#) [P08-100PLC-B-TG](#) [P8-100HLTCW-E-TG](#) [P08-080PLC-A-TG](#) [P08-030PLTC-](#)
[A-TG](#) [P08-080PL-A-TG](#) [P08-100PL-A-TG](#) [P08-100PLC-A-TG](#) [P8-040HLTCW-E-TG](#) [P08-030SLC-A-G](#) [P08-050PLC-](#)
[B-G](#) [P08-050SLC-B-G](#) [P08-040-HL-E-G](#) [P08-040-HLT-E-G](#) [P08-100-HL-E-G](#)