


3M™ Smart Card Reader

Single Slot

SMC Series



- Reader accepts Smart Cards according to ISO 7810 / ISO 7816
- Sliding contacts provide 100,000 mating cycles under normal conditions
- Card detection switch normally in closed position
- Option "A" accepts Non-Embossed Smart Cards
- Option "E" accepts Embossed Smart Cards

Date Modified: January 22, 2007

TS-1076-02
Sheet 1 of 4

Physical

Insulation

Material: Glass filled Polycarbonate
Flammability: UL 94V-0
Color: Black

Contact

Material: Phosphor Bronze

Plating

Underplating: 50 μ " [1.27 μ m] min. Nickel
Wiping Area: 2 μ " [0.050 μ m] min. Gold Flash over 6 μ " [0.15 μ m] min. Palladium Nickel
Solder Tails: 100 μ " [2.54 μ m] min. Tin/Lead

Card Insertion Force: 10 N
Card Extraction Force: >1N
Connector Mating Cycles: 100,000 cycles

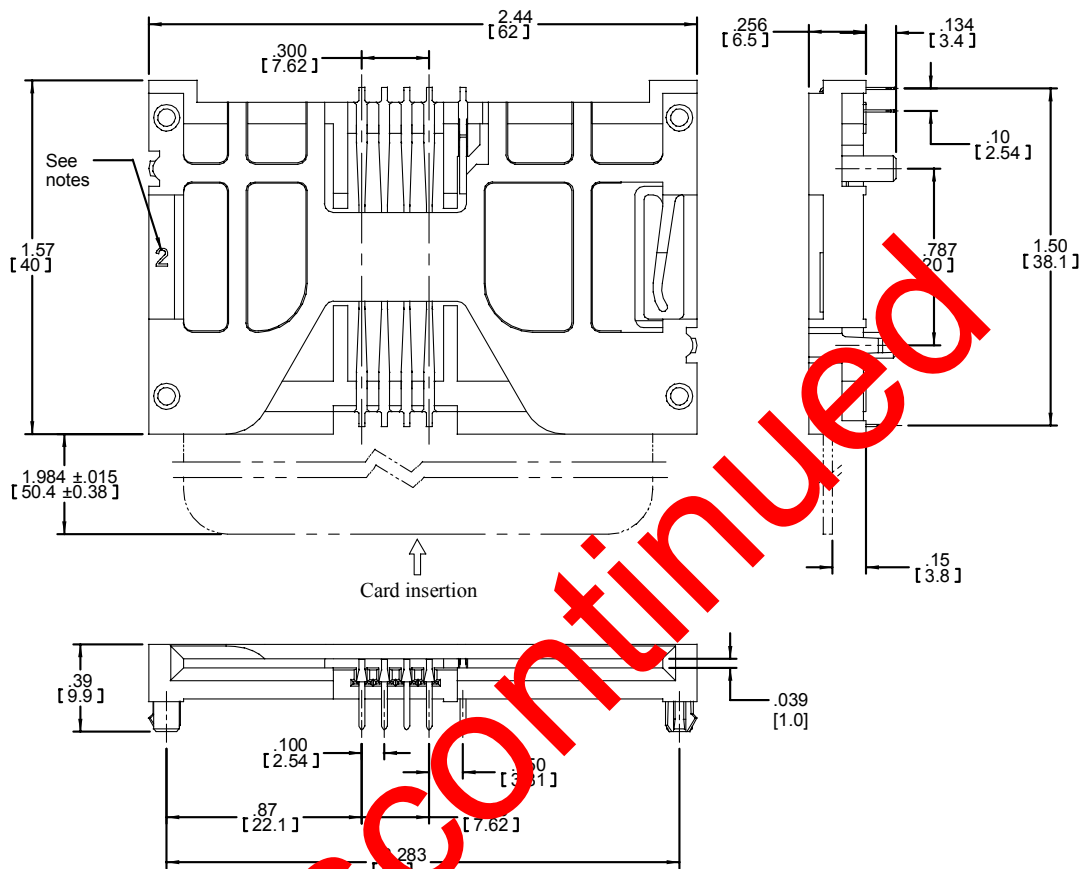
Electrical

Current Rating: 1 A
Insulation Resistance: $>5 \times 10^9 \Omega$ at 500 V DC
Withstanding Voltage: 750 V AC for 1 minute

Environmental

Temperature Rating: -40°C to +85°C

Option A: Accepts Non-Embossed Smart Cards



Note: Housing may be marked with a numeric cavity marking as shown.
This Reader (Option A) accepts Non-embossed smart cards only.

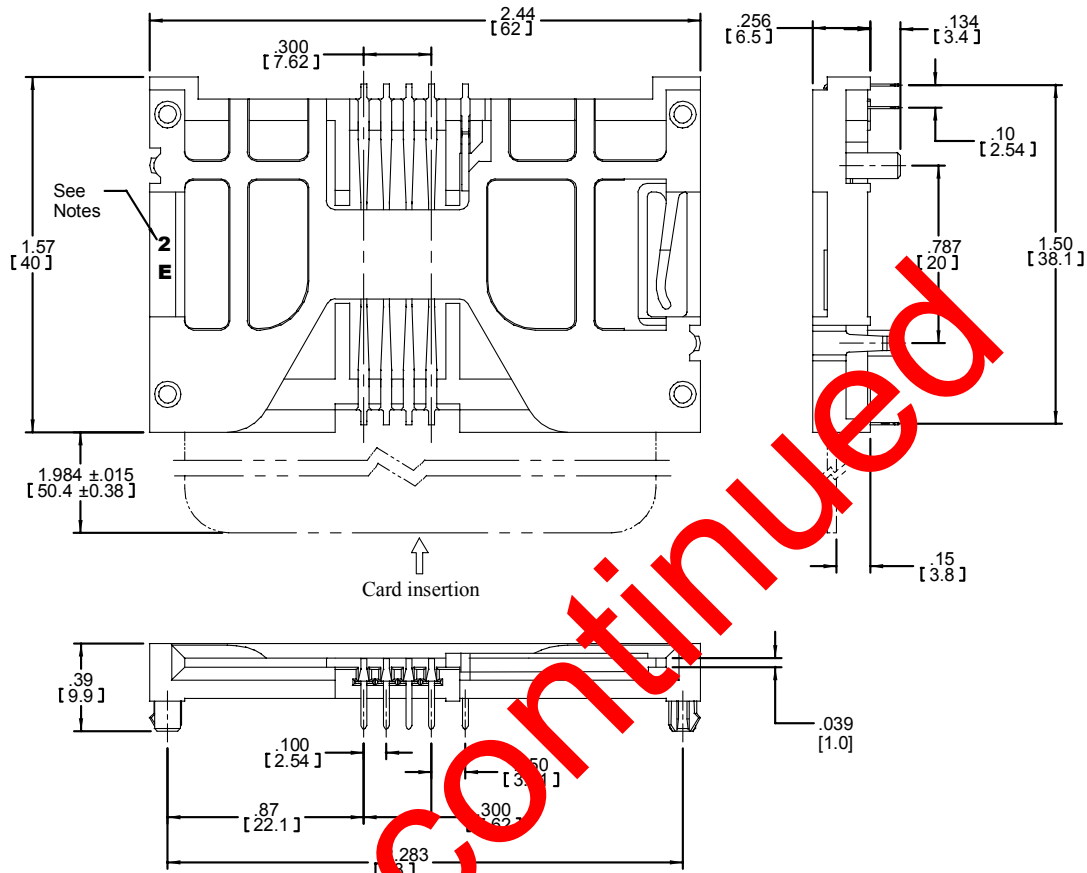
Inch
[mm]

| Tolerance Unless Noted | | | |
|------------------------|-----|------|-------|
| | .0 | .00 | .000 |
| inch | ±.1 | ±.01 | ±.005 |

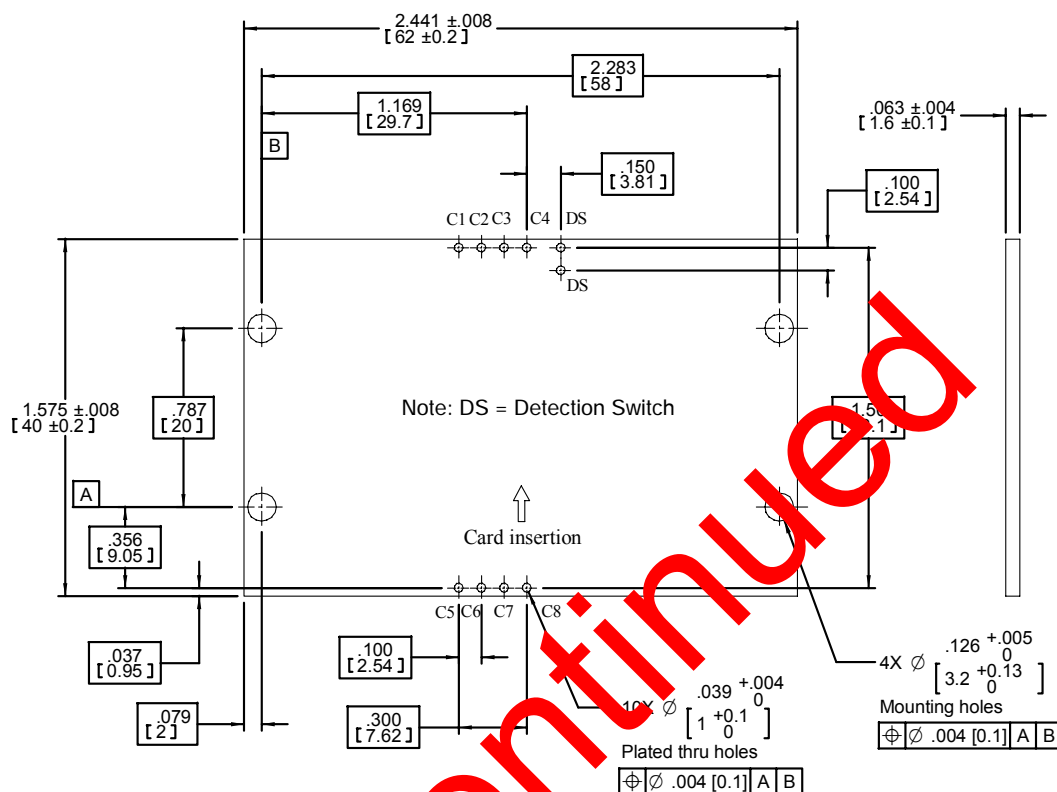
[] Dimensions for Reference Only

TS-1076-02
Sheet 2 of 4

Option E: Accepts Embossed Smart Cards



Note: Housing may be marked with a numeric cavity marking as shown.
This Reader (Option E) is marked with an "E" indicating that it accepts Embossed smart cards.



Recommended Mounting Hole Pattern
Viewed From Connector Side of Board

Ordering Information

SMC33 - 08 - X - 1 -TR

Reader accepts Smart Cards
per ISO 7810/ISO 7816:
A = Reader for Non-Embossed Cards
E = Reader for Embossed Cards (housing marked with "E")

TS-1076-02
Sheet 4 of 4

Discontinued

Important Notice

All statements, technical information, and recommendations related to 3M's products are based on information believed to be reliable, but the accuracy or completeness is not guaranteed. Before using this product, you must evaluate it and determine if it is suitable for your intended application. You assume all risks and liability associated with such use. Any statements related to the product which are not contained in 3M's current publications, or any contrary statements contained on your purchase order shall have no force or effect unless expressly agreed upon, in writing, by an authorized officer of 3M.



3M Electronics

6801 River Place Blvd.
Austin, TX 78726-9000
800/225-5373
www.3M.com/electronics

Warranty; Limited Remedy; Limited Liability.

This product will be free from defects in material and manufacture for a period of one (1) year from the time of purchase. **3M MAKES NO OTHER WARRANTIES INCLUDING, BUT NOT LIMITED TO, ANY IMPLIED WARRANTY OF MERCHANTABILITY OR FITNESS FOR A PARTICULAR PURPOSE.** If this product is defective within the warranty period stated above, your exclusive remedy shall be, at 3M's option, to replace or repair the 3M product or refund the purchase price of the 3M product. **Except where prohibited by law, 3M will not be liable for any indirect, special, incidental or consequential loss or damage arising from this 3M product, regardless of the legal theory asserted.**



Minimum 10%
Post-Consumer Fiber

Printed in USA.

© 3M 2007

Mouser Electronics

Authorized Distributor

Click to View Pricing, Inventory, Delivery & Lifecycle Information:

3M:

[SMC33-08-A-1-TR](#) [SMC43-16-A-1-TR](#)