

3M™ Mini D Ribbon (MDR) Cable Assembly

.050" High Speed Digital Data Transmission System - 26 to 26 Pos.

14526-EZ8B-XXX-07C



- Solution for Digital Displays, Datacom and Telecom applications
- Supports LVDS FPD Link™, FlatLink™, ChannelLink™, PanelLink™/TMDS™ electrical interfaces
- Each differential twin-ax pair has a foil shield and drain
- Entire cable bundle is shielded with foil and braid for additional signal protection
- Rugged MDR ribbon type contact
- Quick release latches
- RoHS* compliant

Date Modified: May 15, 2006

TS-0757-17
Sheet 1 of 4

Physical

Connector Contact Plating

Wiping Area: 30μ" [0.76μm] Min. Gold

Shell Color: Beige

Shell Material: Acrylonitrile Butadiene Styrene (ABS)

Cable Color: Beige

Cable Jacket Material: Polyvinyl Chloride (PVC)

CableFlammability: AWM VW-1

Electrical

Voltage Rating: 30 V

Current Rating: 1 A

Insulation Resistance: $> 1 \times 10^8 \Omega$ at @100 Vdc

Withstanding Voltage: 350 Vrms for 1 minute

Individually Shielded Twisted Pairs

Characteristic Impedance: $100 \pm 10 \Omega$

Conductor Size: 28 AWG Stranded

Propagation Velocity: 1.25 ns/ft [4.1 ns/m]

Environmental

Temperature Rating: -20°C to +75°C

*RoHS = Directive 2002/95/EC, Restriction of the Use of Certain Hazardous Substances in Electrical and Electronic Equipment
"RoHS compliant" means that the product or part does not contain any of the following substances in excess of the following maximum concentration values in any homogeneous material, unless the substance is in an application that is exempt under RoHS: (a) 0.1% (by weight) for lead, mercury, hexavalent chromium, polybrominated biphenyls or polybrominated diphenyl ethers; or (b) 0.01% (by weight) for cadmium. Unless otherwise stated by 3M in writing, this information represents 3M's knowledge and belief based upon information provided by third party suppliers to 3M.

FPD Link is a registered trademark of National Semiconductor Inc.
PanelLink and TMDS are trademarks of Silicon Image, Inc.
FlatLink is a trademark of Texas Instruments, Inc.
ChannelLink is a trademark of Computer Network Technology Corp.

UL File No.: E86982



Interconnect Solutions

<http://www.3M.com/interconnects/>

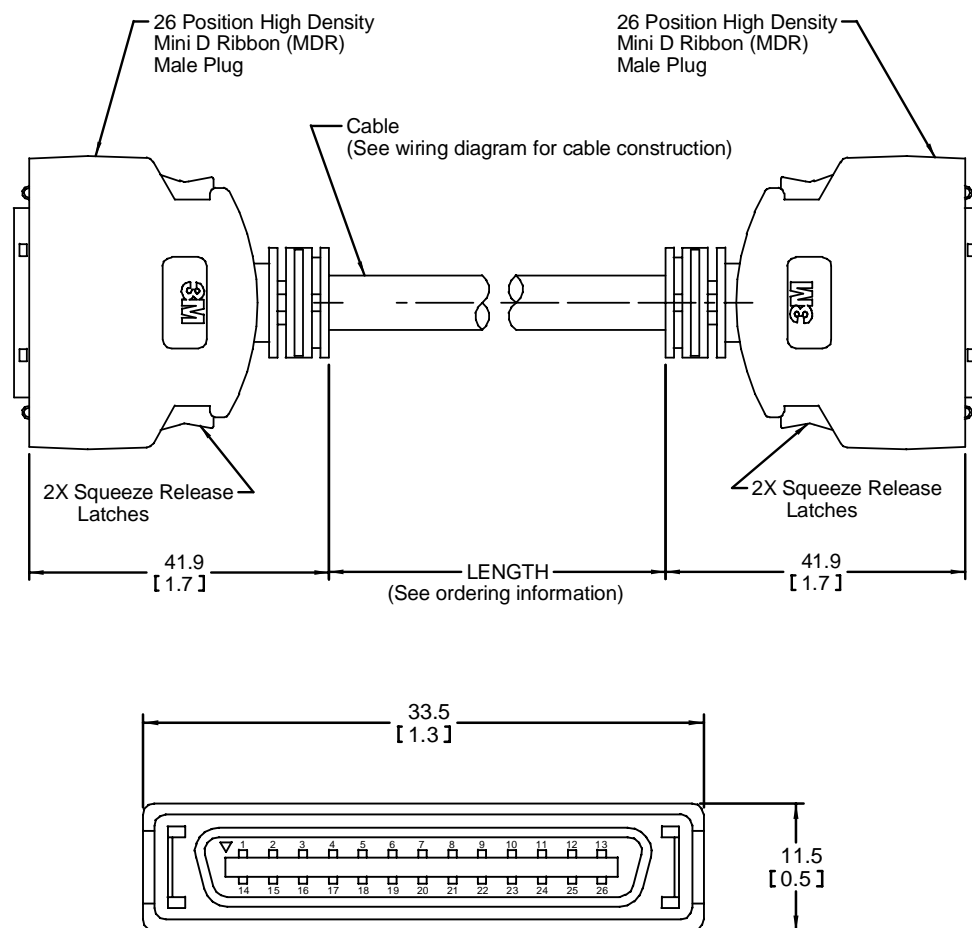
3M is a trademark of 3M Company.
For technical, sales or ordering information call

800-225-5373

3M™ Mini D Ribbon (MDR) Cable Assembly

.050" High Speed Digital Data Transmission System - 26 to 26 Pos.

14526-EZ8B-XXX-07C



MDR 26 Position Plug
(Both Ends)

mm
[Inch]

Tolerance Unless Noted		
	0.0	0.00
mm	±.1	±.10

[] Dimensions for
Reference only



Assembly Length Tolerance

Cable Length:
0.5 to 1.5 meters -0 + .05 meters
2 to 10 meters -0 +3% of length

Ordering Information

14526-EZ8B-XXX-07C

Length
060 = 0.61 meter (2 ft.)
100 = 1 meters
200 = 2 meters
300 = 3 meters
500 = 5 meters
A00 = 10 meters

Length
050 = 0.5 meter
150 = 1.5 meters
250 = 2.5 meters
350 = 3.5 meters
400 = 4 meters
450 = 4.5 meters
600 = 6 meters
700 = 7 meters
800 = 8 meters
900 = 9 meters

Notes:

1. USB/DDC Gnd grounding pins for USB and DDC are not commoned in the cable assembly. The end user must specify proper grounding at the board level.
2. Contact 3M for polarization key system.

TS-0757-17
Sheet 2 of 4



Interconnect Solutions

<http://www.3M.com/interconnects/>

3M is a trademark of 3M Company.
For technical, sales or ordering information call
800-225-5373

3M™ Mini D Ribbon (MDR) Cable Assembly

.050" High Speed Digital Data Transmission System - 26 to 26 Pos.

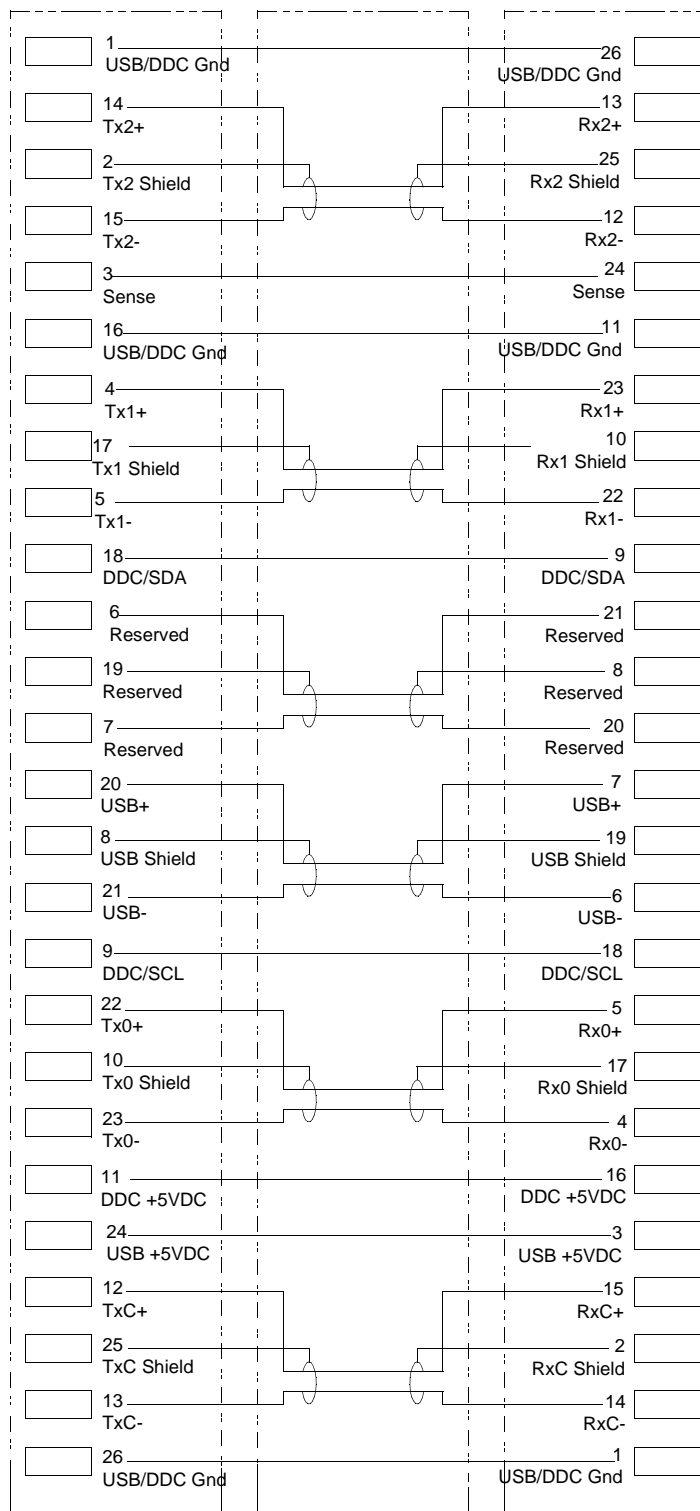
14526-EZ8B-XXX-07C

MDR 26 Pin, PanelLink™/TMDSTM Pinout P26-7 (Rev 7.0)

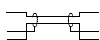
Transmitter, Tx
3M MDR SMT
Receptacle

Receiver, Rx
3M MDR SMT
Receptacle

Cable



Symbols Key:



100 Ohm balanced
individually shielded
twisted pair w/drain

- 28 AWG insulated conductor

TS-0757-17
Sheet 3 of 4



Interconnect Solutions

<http://www.3M.com/interconnects/>

3M is a trademark of 3M Company.

For technical, sales or ordering information call

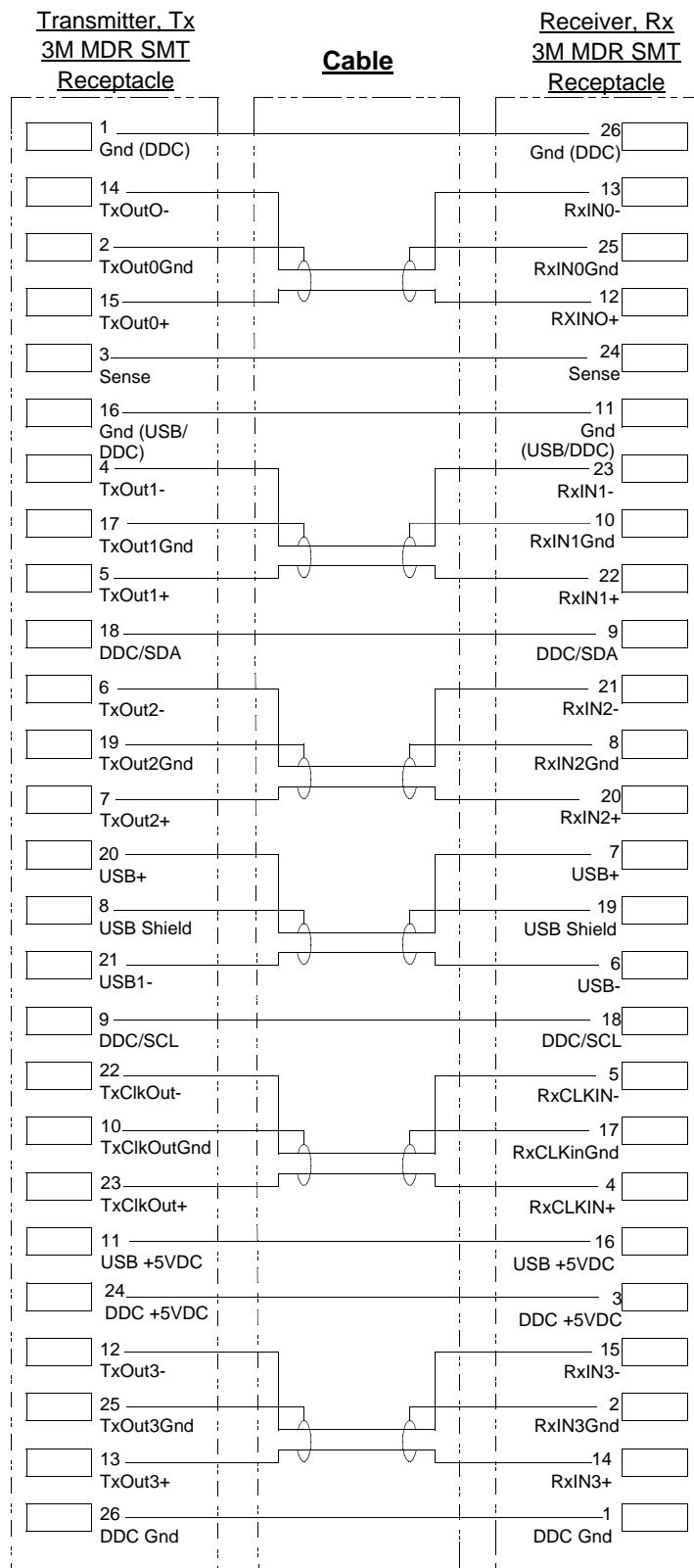
800-225-5373

3M™ Mini D Ribbon (MDR) Cable Assembly

.050" High Speed Digital Data Transmission System - 26 to 26 Pos.

14526-EZ8B-XXX-07C

MDR 26 Pin, FPD Link Pinout DISM 1.0



Symbols Key:



100 Ohm balanced
individually shielded
twisted pair w/drain

- 28 AWG insulated
conductor

TS-0757-17
Sheet 4 of 4



Interconnect Solutions

<http://www.3M.com/interconnects/>

3M is a trademark of 3M Company.

For technical, sales or ordering information call

800-225-5373

Important Notice

All statements, technical information, and recommendations related to 3M's products are based on information believed to be reliable, but the accuracy or completeness is not guaranteed. Before using this product, you must evaluate it and determine if it is suitable for your intended application. You assume all risks and liability associated with such use. Any statements related to the product which are not contained in 3M's current publications, or any contrary statements contained on your purchase order shall have no force or effect unless expressly agreed upon, in writing, by an authorized officer of 3M.



3M Electronics

6801 River Place Blvd.
Austin, TX 78726-9000
800/225-5373
www.3M.com/electronics

Warranty; Limited Remedy; Limited Liability.

This product will be free from defects in material and manufacture for a period of one (1) year from the time of purchase. **3M MAKES NO OTHER WARRANTIES INCLUDING, BUT NOT LIMITED TO, ANY IMPLIED WARRANTY OF MERCHANTABILITY OR FITNESS FOR A PARTICULAR PURPOSE.** If this product is defective within the warranty period stated above, your exclusive remedy shall be, at 3M's option, to replace or repair the 3M product or refund the purchase price of the 3M product. **Except where prohibited by law, 3M will not be liable for any indirect, special, incidental or consequential loss or damage arising from this 3M product, regardless of the legal theory asserted.**



Minimum 10%
Post-Consumer Fiber

Printed in USA.

© 3M 2006

Mouser Electronics

Authorized Distributor

Click to View Pricing, Inventory, Delivery & Lifecycle Information:

3M:

[14520-EZAB-A00-0EC \(RC\)](#) [14526-EZHB-200-0QC \(RC\)](#) [14150-EZBB-150-OLC](#) [14526-EZ8B-050-07C-RC](#)