

# 3M™ Pak 100 L/E Pinless Header

.100" × .100" Straight, 4-Wall

3000 Series



- Optional ejector latches
- Shrouded to minimize physical and chemical pin damage
- Special holes secure pinless header to back panel
- Mounting holes to further secure header to board
- Stand-off height allows for one layer wire wrap
- See the Regulatory Information Appendix (RIA) in the "RoHS compliance" section of [www.3Mconnectors.com](http://www.3Mconnectors.com) for compliance information

Date Modified: May 22, 2012

TS-0161-B  
Sheet 1 of 5

## Physical

### Insulator:

Material: Glass Filled Polyester (PBT)

Flammability: UL 94V-0

Color: Gray

**Marking:** 3M Logo, Part Identification Number and Orientation Triangle

\*RoHS = Directive 2002/95/EC, Restriction of the Use of Certain Hazardous Substances in Electrical and Electronic Equipment  
"RoHS compliant" means that the product or part does not contain any of the following substances in excess of the following proposed maximum concentration values in any homogeneous material (unless exempt under RoHS): (a) 0.1% (by weight) for each of lead, mercury, hexavalent chromium, polybrominated biphenyls or polybrominated diphenyl ethers; or (b) 0.01% (by weight) for cadmium.

UL File No.: E68080



Electronic Solutions Division  
Interconnect Solutions  
<http://www.3Mconnectors.com>

3M is a trademark of 3M Company.  
For technical, sales or ordering information call  
**800-225-5373**

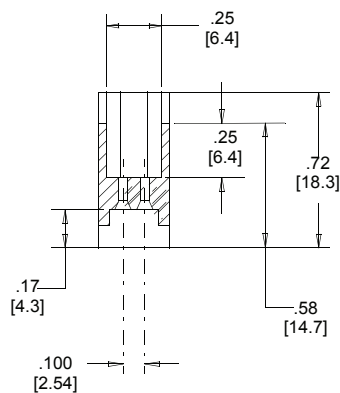
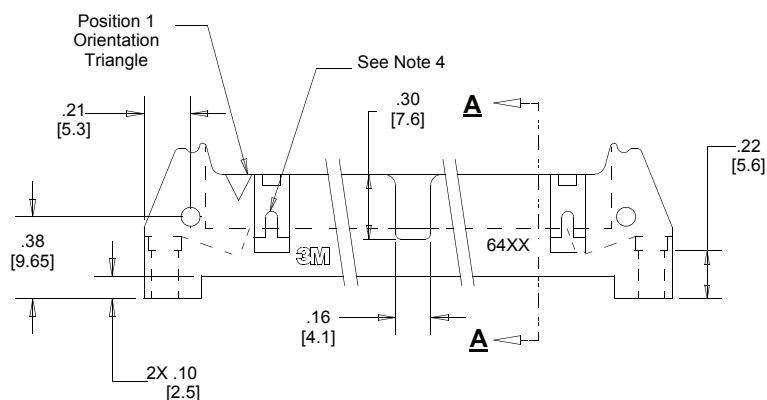
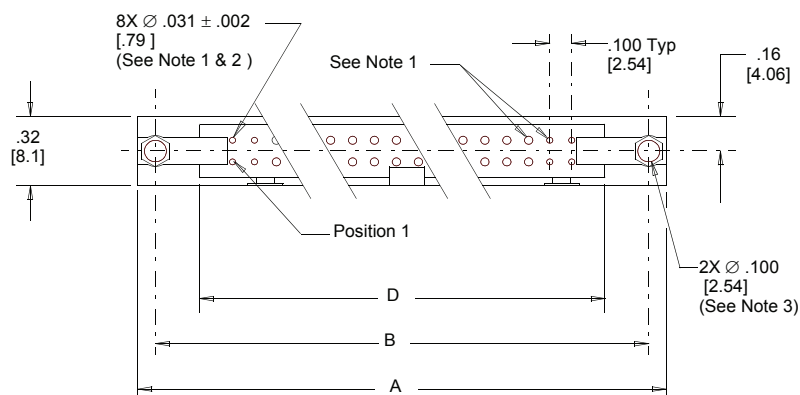
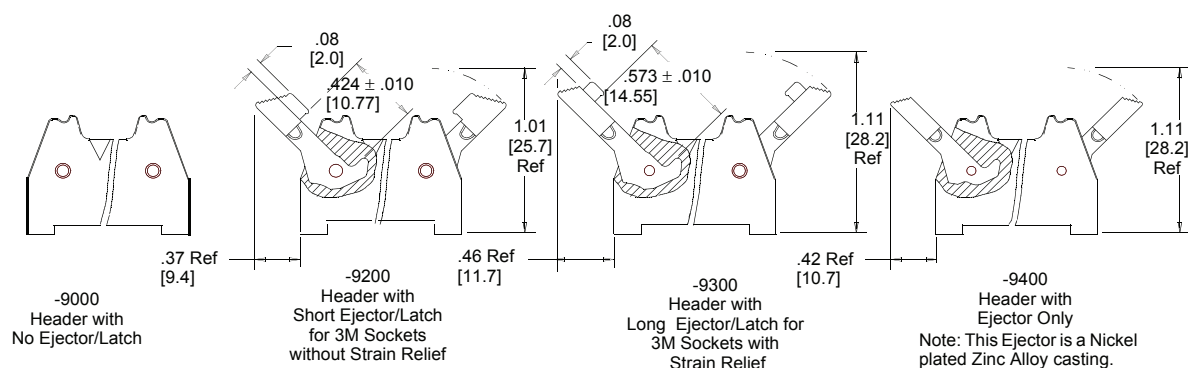
# 3M™ Pak 100 L/E Pinless Header

.100" × .100" Straight, 4-Wall

3000 Series

Table 1

Pin Quantity	Part Number	Dimensions		
		A	B	D
20	6420	1.76 [44.8]	1.605 [40.77]	1.21 [30.7]
26	6426	2.06 [52.4]	1.905 [48.39]	1.51 [38.3]
34	6434	2.46 [62.6]	2.305 [58.55]	1.91 [48.5]
40	6440	2.76 [70.2]	2.605 [66.17]	2.21 [56.1]
50	6450	3.26 [82.9]	3.105 [78.87]	2.71 [68.8]



Section A-A

TS-0161-B  
Sheet 2 of 5



Electronic Solutions Division  
Interconnect Solutions  
<http://www.3Mconnectors.com>

3M is a trademark of 3M Company.  
For technical, sales or ordering information call  
800-225-5373

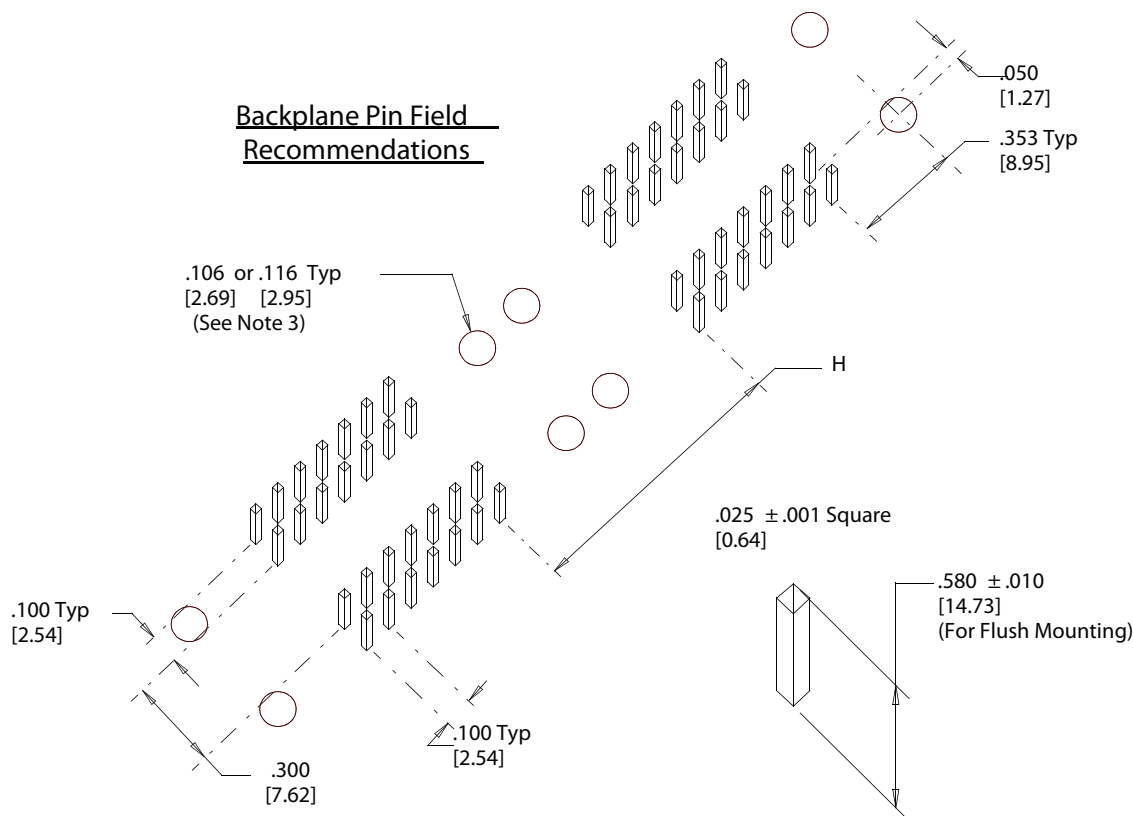
# 3M™ Pak 100 L/E Pinless Header

.100" × .100" Straight, 4-Wall

3000 Series

Table 1	
3M Part Number Suffix	Dimension H
-9000	0.86 [21.8]
-9200	1.60 [40.6]
-9300	1.78 [45.2]
-9400	1.70 [43.2]

## Backplane Pin Field Recommendations



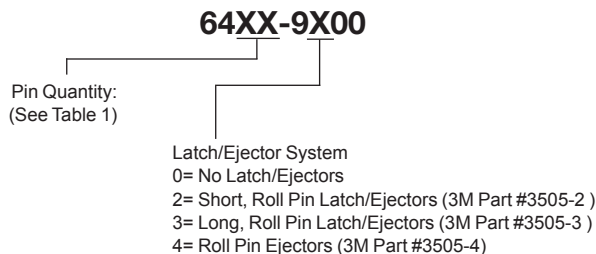
### Notes:

1. Accepts .025 ±.001 sq pins.
2. Four smaller holes at each end used for retention.
3. Accepts Rear and Front entry mounting hardware:  
Rear entry: #4-24 thread cutting screw  
3M Part # 3341-5  
(Ø .116 [2.95] mounting hole)  
Front entry (Prior to installation of Latch): #2-56 bolt and nut  
3M Part # 3341-6. See illustrations on page 4.  
(Ø .106 [2.69] mounting hole)
4. These polarization notches will accommodate 3M Polarization Keys 3518.

Inch (mm)			
Tolerance Unless Noted			
	.0	.00	.000
Inch	±.1	±.01	±.005

[ ] Dimensions for Reference only

## Ordering Information



TS-0161-B  
Sheet 3 of 5



Electronic Solutions Division  
Interconnect Solutions  
<http://www.3Mconnectors.com>

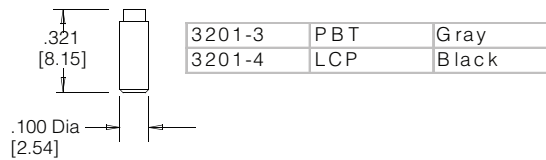
3M is a trademark of 3M Company.  
For technical, sales or ordering information call  
**800-225-5373**

# 3M™ Pak 100 L/E Pinless Header

.100" × .100" Straight, 4-Wall

3000 Series

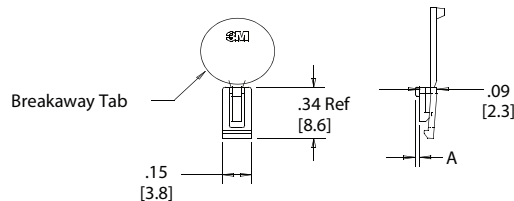
## Polarizing Post



Note: Insert Post into one mounting hardware hole on bottom of header. Set post to protrude .115" [2.92]

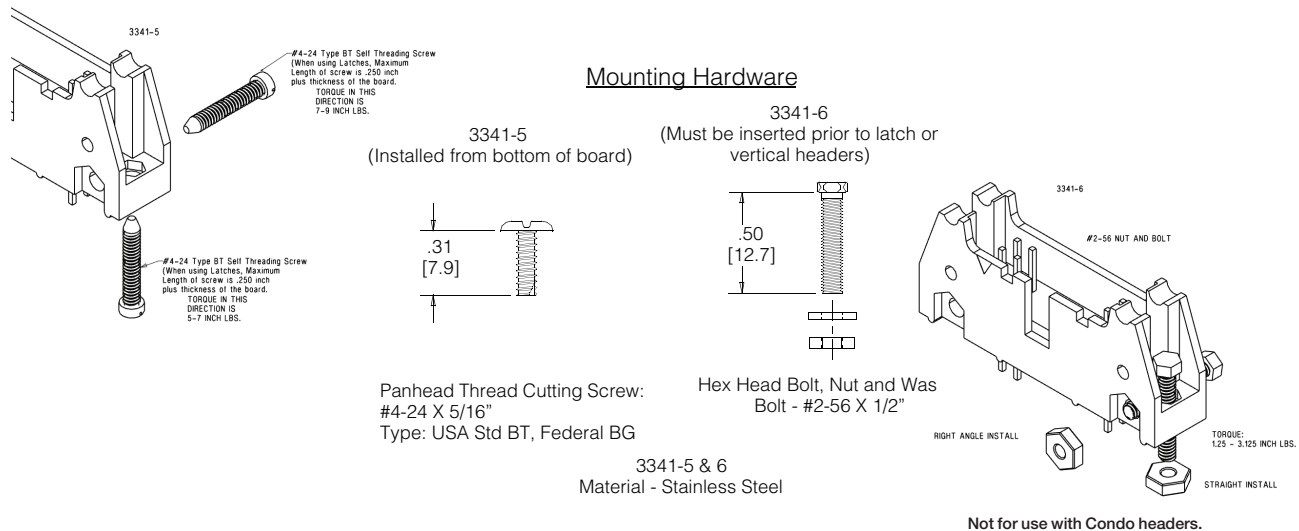
## Polarizing Keys

			Dim A
N3518	LCP	Black	.02
3518	PBT	Gray	.02



Note: #2216 B/A Scotchweld can be used to adhere keys.

## Mounting Hardware



TS-0161-B  
Sheet 4 of 5

#### **Important Notice**

All statements, technical information, and recommendations related to 3M's products are based on information believed to be reliable, but the accuracy or completeness is not guaranteed. Before using this product, you must evaluate it and determine if it is suitable for your intended application. You assume all risks and liability associated with such use. Any statements related to the product which are not contained in 3M's current publications, or any contrary statements contained on your purchase order shall have no force or effect unless expressly agreed upon, in writing, by an authorized officer of 3M.

#### **Warranty; Limited Remedy; Limited Liability.**

This product will be free from defects in material and manufacture for a period of one (1) year from the time of purchase. **3M MAKES NO OTHER WARRANTIES INCLUDING, BUT NOT LIMITED TO, ANY IMPLIED WARRANTY OF MERCHANTABILITY OR FITNESS FOR A PARTICULAR PURPOSE.** If this product is defective within the warranty period stated above, your exclusive remedy shall be, at 3M's option, to replace or repair the 3M product or refund the purchase price of the 3M product. **Except where prohibited by law, 3M will not be liable for any indirect, special, incidental or consequential loss or damage arising from this 3M product, regardless of the legal theory asserted.**



#### **3M Electronics Solutions Division**

6801 River Place Blvd.  
Austin, TX 78726-9000  
U.S.A.  
1-800-225-5373  
[www.3Mconnectors.com](http://www.3Mconnectors.com)

Please recycle. Printed in USA.  
© 3M 2012. All rights reserved.  
RIA-2217B-E

3M is a trademark of 3M Company.

# Mouser Electronics

Authorized Distributor

Click to View Pricing, Inventory, Delivery & Lifecycle Information:

3M:

[3505-3-BULK-PK](#)