

3M™ Card Connector SD™

Normal Polarization, Push-Push, Surfacemount

SD Series



- Low profile, light weight, and small size
- Compatibility with both SD card and multimedia card formats
- Smooth push–push eject mechanism
- Write protect switch indicator
- Card polarization
- Card detection indicator
- Metal–shielded cover
- Meets SD Card Association standards for known compatibility and reliability
- Connector has a 10,000 cycle reliability
- Connector has an internal mechanical restraint providing added card retention
- RoHS* compliant

Date Modified: November 28, 2006

TS-2198-01
Sheet 1 of 3

Physical

Insulation Material: High Temperature Thermoplastic

Flammability: UL 94V-0

Color: Black

Contact Material: Copper Alloy

Contact Plating

Underplating: 50 μ " [1.27 μ m] min. Nickel

Wiping Area: 10 μ " [0.25 μ m] min. Gold

Termination Area: 100 μ " [2.54 μ m] max. Matte-Tin

Cover Material: Stainless Steel

Underplating: 50 μ " [1.27 μ m] min. Nickel

Solder Area: 10 μ " [0.25 μ m] min. Gold over Nickel on solder peg area

Lock Pin and Link Pin Material: Stainless Steel

Spring Material: Copper Alloy

Plating: 3 μ " [0.08 μ m] min. Nickel

Marking: 3M Logo

Electrical

Current Rating: 0.5 A

Insulation Resistance: 1000 M Ω min.

Withstanding Voltage: 500 V_{AC} for one minute

Operating Voltage: 3.6 V_{AC}

Environmental

Process Rating: Maximum 250°C, with 40 seconds over 230°C

Operating Temperature: -25°C to +85°C

Storage Temperature: -40°C to +85°C

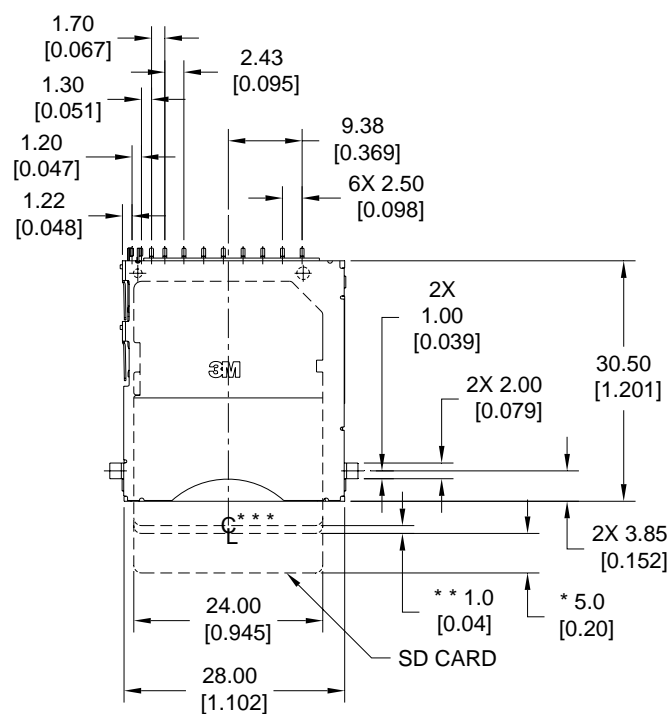
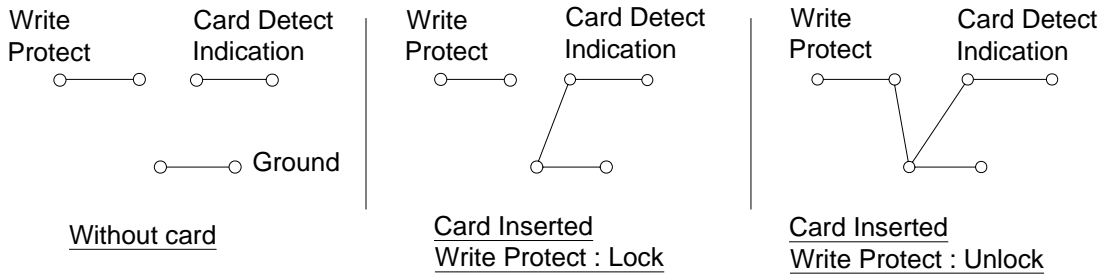
RoHS compliant means that the product or part does not contain any of the following substances in excess of the following maximum concentration values in any homogeneous material, unless the substance is in an application that is exempt under RoHS: (a) 0.1% (by weight) for lead, mercury, hexavalent chromium, polybrominated biphenyls or polybrominated diphenyl ethers; or (b) 0.01% (by weight) for cadmium. Unless otherwise stated by 3M in writing, this information represents 3M's knowledge and belief based upon information provided by third party suppliers to 3M.
SD is a trademark of SD Association in Japan.

3M™ Card Connector SD™

Normal Polarization, Push-Push, Surfacemount

SD Series

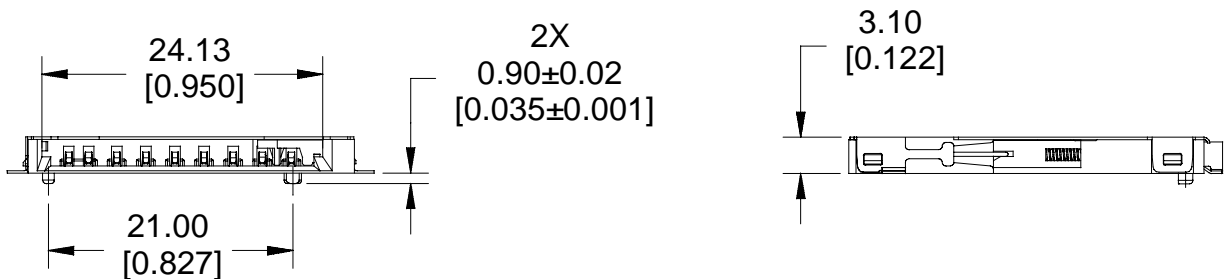
Circuit :



mm [inch]

Tolerance Unless Noted			
	.0	.00	.000
mm	± .38	± .25	

[] Dimensions for Reference Only



Notes:

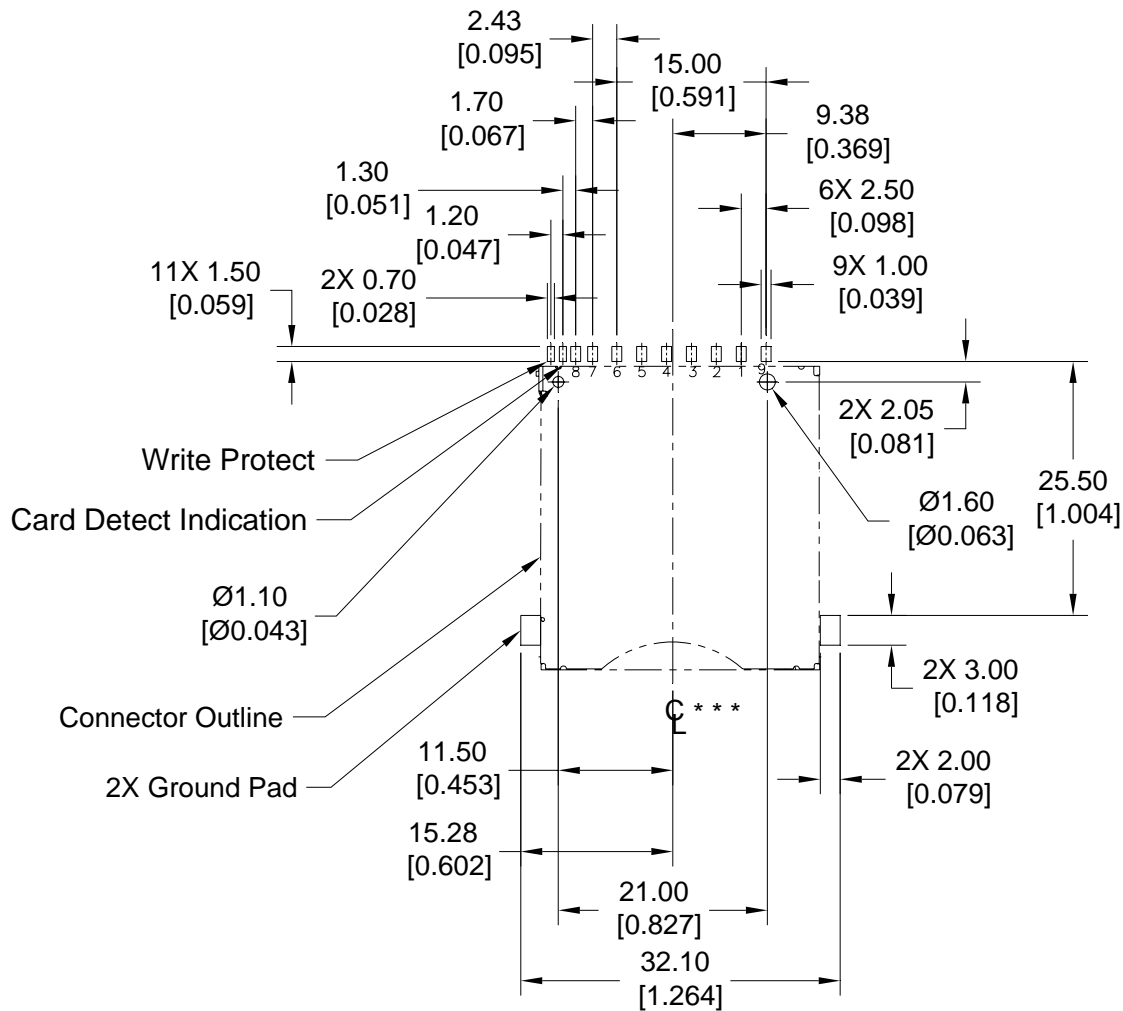
- * Card fully ejected position
- ** Card in locked position
- *** Card fully pushed in

TS-2198-01
Sheet 2 of 3

3M™ Card Connector SD™

Normal Polarization, Push-Push, Surfacemount

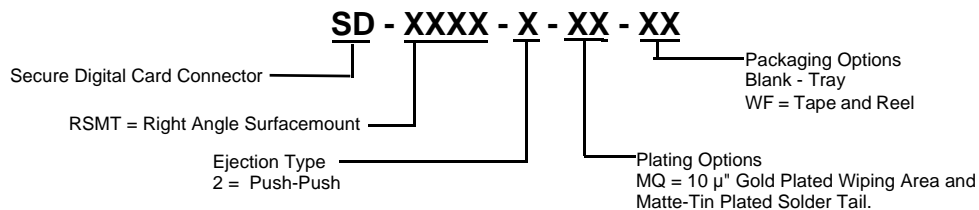
SD Series



Recommended PCB Hole & Pad Layout
Top View [Tol ± 0.05 [0.002]]

Note:
*** Center Line of Card

Ordering Information



TS-2198-01
Sheet 3 of 3

Important Notice

All statements, technical information, and recommendations related to 3M's products are based on information believed to be reliable, but the accuracy or completeness is not guaranteed. Before using this product, you must evaluate it and determine if it is suitable for your intended application. You assume all risks and liability associated with such use. Any statements related to the product which are not contained in 3M's current publications, or any contrary statements contained on your purchase order shall have no force or effect unless expressly agreed upon, in writing, by an authorized officer of 3M.



3M Electronics

6801 River Place Blvd.
Austin, TX 78726-9000
800/225-5373
www.3M.com/electronics

Warranty; Limited Remedy; Limited Liability.

This product will be free from defects in material and manufacture for a period of one (1) year from the time of purchase. **3M MAKES NO OTHER WARRANTIES INCLUDING, BUT NOT LIMITED TO, ANY IMPLIED WARRANTY OF MERCHANTABILITY OR FITNESS FOR A PARTICULAR PURPOSE.** If this product is defective within the warranty period stated above, your exclusive remedy shall be, at 3M's option, to replace or repair the 3M product or refund the purchase price of the 3M product. **Except where prohibited by law, 3M will not be liable for any indirect, special, incidental or consequential loss or damage arising from this 3M product, regardless of the legal theory asserted.**



Minimum 10%
Post-Consumer Fiber

Printed in USA.

© 3M 2006

Mouser Electronics

Authorized Distributor

Click to View Pricing, Inventory, Delivery & Lifecycle Information:

3M:

[SD-RSMT-2-MQ](#) [SD-RSMT-2-MQ-WF](#)