

3M™ Thermal Bonding Film 583

Product Description

3M™ Thermal Bonding Film 583 is a high strength, flexible, nitrile phenolic based thermoplastic bonding film. It can be heat or solvent activated for bonding. This film can also be lightly crosslinked using a post heat exposure. This crosslinking will provide additional heat and solvent resistance as well as somewhat higher shear strengths.

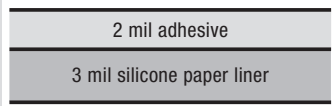
3M TBF 583 must be stored at or below 4°C (40°F) for maximum storage life.

Key Features

- Flexible
- Heat or solvent activation
- Can be die-cut
- Slight surface tack
- Heat crosslinkable option
- Lower temperature lamination of the nitrile phenolic film range

Typical Physical Properties

Note: The following technical information and data should be considered representative or typical only and should not be used for specification purposes.

Product	3M™ Thermal Bonding Film 583	
Base Resin	Nitrile phenolic	
Adhesive Thickness	2 mil (0.05 mm)	
Tack	Slight	
Color	Brown	
Construction		
	Before Crosslinking	After Crosslinking
Tensile (psi)	400	3,140
Elongation (%)	800	180
Modulus (psi)	240	13,800
2 Lb. Dead Load Overlap Shear Heat Resistance	71°C (160°F)	>149°C (300°F)

- Tensile and elongation conducted on Sintech 5/GL at 0.2"/minute speed. ASTM D638.
- 2 lb. dead load overlap shear conducted in oven environment (reference ASTM D4502-85).



Application Equipment Suggestions

Note: Appropriate application equipment can enhance bonding film performance. We suggest the following equipment for the user's evaluation in light of the user's particular purpose and method of application.

The type of application equipment used to bond 3M™ Thermal Bonding Film 583 will depend on the application involved and on the type of equipment available to the user. Thin films and flexible substrates can be bonded using a heated roll laminator where heat and pressure can be varied to suit the application. Larger, thicker substrates can be bonded using a heated static press or, in some cases, an autoclave. For applications where a shaped adhesive is to be transferred to a flat or three-dimensional part, a hot shoe or thermode method may be appropriate.

It is recommended that whatever method of bonding is chosen by the user, the optimum bonding conditions should be predetermined with substrates specific to user's application.

Directions For Use – Heat Activation

To make a bond, remove the liner and place the adhesive film between the two substrates. The bond is then made through heat and pressure using a heated press, a hot roll laminator, a hot shoe thermode method or similar equipment.

Alternatively, the adhesive can be first tacked (lightly bonded) to one of the substrates using low heat, the liner can then be removed and second substrate placed to the exposed adhesive surface, and a bond made using heat and pressure. Since 3M TBF 583 has a slight surface tack, in some cases it may be tacked to a substrate with pressure only (no heat).

Suggested TACKING Conditions

38°C to 49°C (100°F to 120°F) bondline temperature

2-5 seconds dwell time

5-20 psi pressure

For optimum bonding, the heat, pressure and dwell time for using 3M TBF 583 will depend upon the type and thickness of the substrates being bonded together.

A suggested starting point, however, is to use the bonding conditions described below.

Suggested BEGINNING Bonding Conditions

107°C to 149°C (225°F to 300°F) bondline temperature

2-5 seconds dwell time

15-20 psi pressure

Directions For Use – Heat Activation (continued)

One approach to establishing the correct/optimum bonding conditions for a user's application is to evaluate a series of bonding temperatures, for example 93, 107, 121, 135 and 149°C (200, 225, 250, 275 and 300°F). Time and pressure will be dictated by the thickness of the substrate and the type of substrate being bonded. Thicker substrates and surfaces that may be more difficult to bond will require longer times, higher pressures and higher temperatures. **If voids are experienced in the bondline, they can be minimized by increasing pressure.**

Once the bond is made, the bondline should be allowed to cool somewhat before stress is applied to the bond. Generally, cooling the bondline below 66°C (150°F) is adequate to allow the bonded parts to be unfixtured/unclamped and handled.

For reference, the following table shows typical bond strengths for bonds made at various temperatures. Such data can be used to evaluate optimum bondline temperatures. **It is important to note that this table is valid only for the specific substrates shown.** Varying temperature, pressure, or substrates can affect bond strengths. **User should develop a similar table with substrates specific to user's application.**

Note: Temperatures shown are bondline temperatures and not heat block or roll settings!

90° Peel Strengths of Bonds made at Various Temperatures (2 and 20 sec. Dwell at Bondline Temperature) using 3M™ Thermal Bonding Film 583				
Bondline Temperature	FR-4 / Aluminum		CRS / Aluminum	
	2 sec.	20 sec.	2 sec.	20 sec.
24°C (75°F)	9 piw	9 piw	5 piw	6 piw
35°C (95°C)	9 piw	9 piw	6 piw	6 piw
46°C (115°)	9 piw	9 piw	6 piw	6 piw
57°C (135°F)	10 piw	10 piw	6 piw	7 piw
68°C (155°F)	11 piw	11 piw	7 piw	9 piw
79°C (175°F)	12 piw	13 piw	8 piw	10 piw
90°C (195°F)	13 piw	14 piw	9 piw	12 piw
101°C (215°F)	14 piw	14 piw	11 piw	14 piw
113°C (235°F)	14 piw	13 piw	12 piw	13 piw
124°C (255°F)	12 piw	12 piw	13 piw	13 piw
135°C (275°F)	12 piw	12 piw	12 piw	12 piw
146°C (295°F)	12 piw	11 piw	12 piw	12 piw
157°C (315°F)	11 piw	11 piw	11 piw	12 piw
168°C (335°F)	11 piw	11 piw	10 piw	11 piw
179°C (355°F)	11 piw	10 piw	6 piw	9 piw

- Peel values given in piw (pounds per inch width). ASTM D1876.
- Peel bonds were 1/2" wide using 4 mil etched aluminum bonded to either FR-4 printed circuit board substrate (alcohol wiped) or cold rolled steel (MEK wiped).^{*} Bonds made on Sencorp device using 20 lbs. pressure.

***Note:** When using solvents, extinguish all ignition sources and follow the manufacturer's precautions and directions for use.

Directions For Use – Solvent Activation

There are advantages and disadvantages with heat and solvent activation. Under normal conditions, heat activation is the suggested method of bonding and will provide the greatest immediate adhesion strength. However, solvents such as MEK, toluene and/or acetone can also be used to activate bonding if user is working with substrates that are heat-sensitive or have irregular surface or shape.*

The solvent may be applied to the film by brushing, wiping, spraying or dipping. It is important that the solvent be allowed sufficient activating time to solvate the adhesive and bring it to a tacky, pressure sensitive state (typically 10-30 seconds). Adhesive legs should appear during touch-testing before substrate is bonded. Bonding should occur before tackiness disappears. If film is too wet, substrate may slip from bonding position; if too dry, a good bond may not develop.

When a solvent activation method is used, maximum adhesion strength will not be achieved immediately because it will be related to the drying time of solvent from the adhesive. If the bond undergoes natural drying in ambient temperatures, bond build-up may continue for 30 days until maximum adhesion is achieved. If the bond is exposed to constant low heat (~66°C/150°F) after initial solvent activation, maximum adhesion can often be reached within 24-30 hours.

***Note:** When using solvents, extinguish all ignition sources and follow the manufacturer's precautions and directions for use.

Directions For Use – Crosslinking

3M™ Thermal Bonding Film 583 may also be slightly crosslinked to enhance adhesion performance. Crosslinking of this film can typically be achieved by heating the bondline at 177°C (350°F) for five minutes.

Note: All reported data has not undergone crosslinking unless otherwise stated.

Typical Performance Characteristics

Note: The following technical information and data should be considered representative or typical only and should not be used for specification purposes.

Test Substrate	Adhesion to Various Substrates Using 3M™ Thermal Bonding Film 583	
	Overlap Shear (OLS)	90° Peel
Aluminum (solvent wiped)	580 psi	10 piw
Aluminum (etched)	630 psi	10 piw
Aluminum (sanded, solvent wiped)	640 psi	10 piw
Aluminum (scour pad abraded, solvent wiped)	660 psi	10 piw
FR-4 (printed circuit board substrate)	600 psi	11 piw
Phenolic Board	500 psi	9 piw
Cold Rolled Steel	750 psi	11 piw
Stainless Steel	NT	10 piw
ABS (acrylonitrile-butadiene-styrene)	NT	10 piw
Ultem 1000 (polyetherimide)	NT	10 piw
Soda Lime Glass	NT	9 piw
PVC (polyvinyl chloride)	NT	10 piw
Acrylic	NT	10 piw
Polypropylene	NT	<1 piw
HDPE (high density polyethylene)	NT	<1 piw
HIPS (high intensity polystyrene)	NT	9 piw
EPDM (ethylene-propylene-diene monomer rubber)	NT	<1 piw
Neoprene (Shore A60)	NT	6 piw
Nitrile (Shore A60)	NT	7 piw
SBR (styrene butadiene resin)	NT	16 piw
DuPont™ Kapton® 200E (polyimide film)	NT	5 piw
PET (polyester film)	NT	3 piw
PEN (polyethylene naphthalate film)	NT	2 piw
Denim Fabric	NT	8 piw

- “NT” represents “Not Tested”.
- OLS values given in psi (pounds per square inch). ASTM D1002. Peel values given in piw (pounds per inch width). ASTM D1876.
- OLS bonds were 1" x 1" using 20 mil etched aluminum bonded to each test substrate. Sintech 5/GL shear rate was 0.2"/minute.
- Peel bonds were 1/2" wide using 4 mil etched aluminum bonded to each test substrate. Sintech 5/GL peel rate was 2"/minute.
- Solvent wiped (MEK or alcohol)*; 3M™ Scotch-Brite™ Scour Pad (green) abraded; sanded (500 grit sandpaper).
- Samples were bonded on Sencorp device for 5 seconds dwell (+10 seconds ramp time) at 157°C (315°F), 20 pounds pressure.

***Note:** When using solvents, extinguish all ignition sources and follow the manufacturer’s precautions and directions for use.

Typical Performance Characteristics (continued)

Note: The following technical information and data should be considered representative or typical only and should not be used for specification purposes.

Adhesion Strength after Environmental Aging using 3M™ Thermal Bonding Film 583		
Aging Parameters	Overlap Shear FR-4 / FR-4	90° Peel FR-4 / Aluminum
30 days at room temperature (control)	810 psi	12 piw
30 days at 71°C (160°F) oven	780 psi	8 piw
30 days at 49°C (120°F) oven/100% RH	730 psi	13 piw
30 days immersion in distilled water	770 psi	10 piw

- OLS values given in psi (pounds per square inch). ASTM D1002. Peel values given in piw (pounds per inch width). ASTM D1876.
- OLS bonds were 1" x 1" using FR-4 printed circuit board substrate bonded to FR-4 (alcohol wiped)* Sinteck 5/GL shear rate was 0.2"/minute.
- OLS samples were oven bonded at 157°C (315°F) for 30 minutes. Sample was clamped between 63 mil aluminum using two #50 binder clips during bonding process.
- Peel bonds were 1/2" wide using 4 mil etched aluminum bonded to FR-4 (alcohol wiped). Sinteck 5/GL peel rate was 2"/minute.
- Peel samples were bonded on Sencorp device for 5 seconds dwell (+10 seconds ramp time) at 157°C (315°F), 15 pounds pressure.

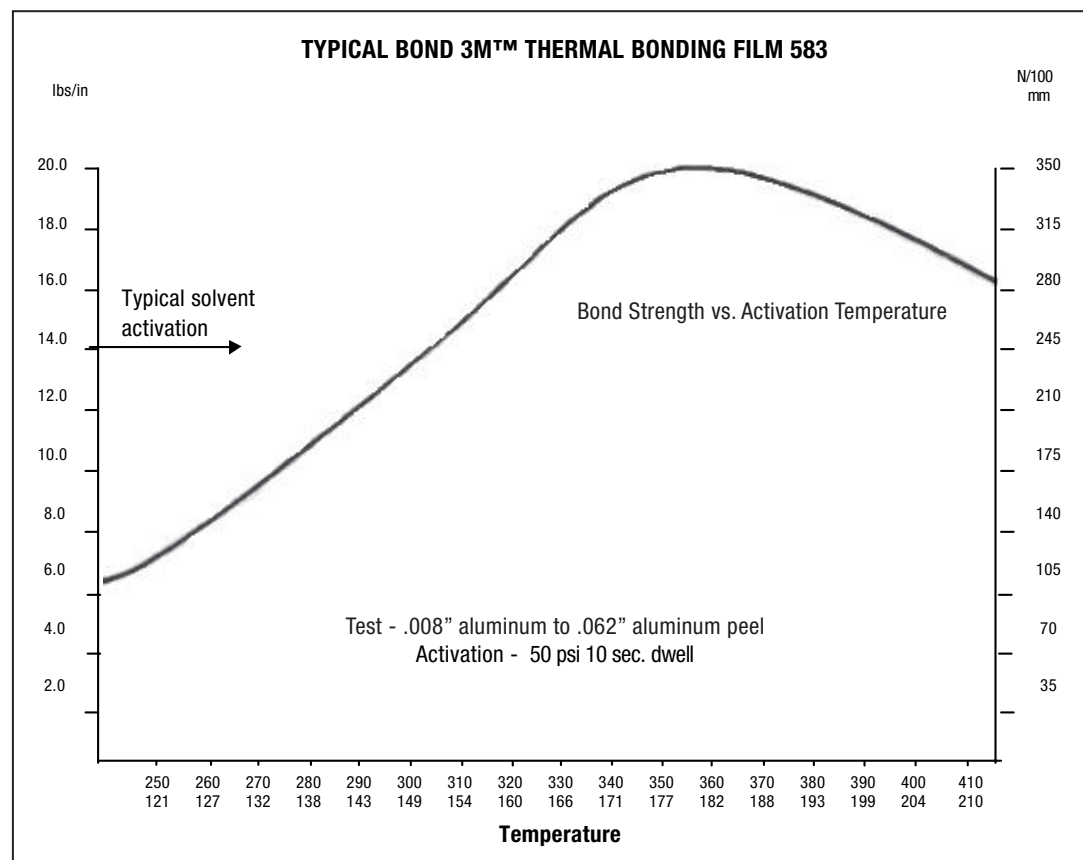
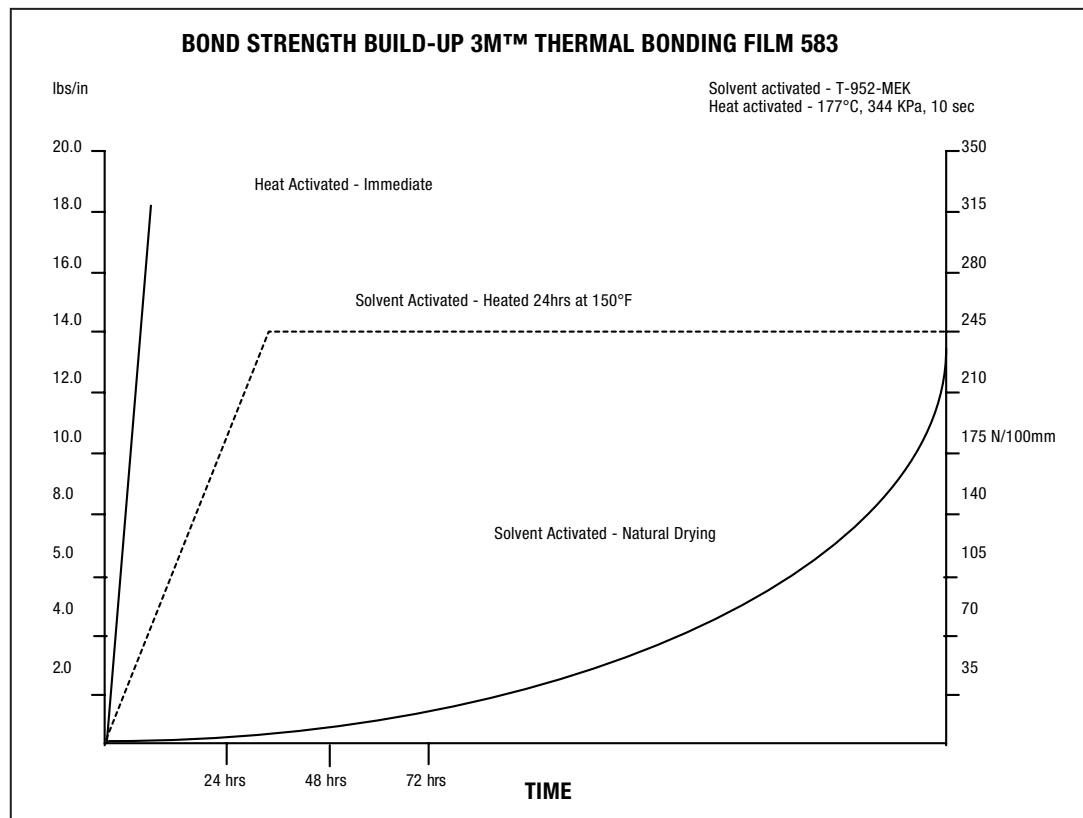
***Note:** When using solvents, extinguish all ignition sources and follow the manufacturer's precautions and directions for use.

Adhesion Strength TESTED at Various Temperatures using 3M™ Thermal Bonding Film 583				
Test Temperature	OVERLAP SHEAR			
	FR-4 / Aluminum		CRS / Aluminum	
	No X-link	X-linked	No X-link	X-linked
-55°C (-67°F)	600 psi	380 psi	740 psi	670 psi
24°C (75°F)	650 psi	860 psi	680 psi	950 psi
121°C (250°F)	40 psi	270 psi	7 psi	170 psi
Test Temperature	90 DEGREE PEEL			
	FR-4 / Aluminum		CRS / Aluminum	
	No X-link	X-linked	No X-link	X-linked
-55°C (-67°F)	2 psi	1 psi	2 psi	2 psi
24°C (75°F)	11 psi	9 psi	11 psi	10 psi
121°C (250°F)	4 psi	5 psi	2 psi	6 psi

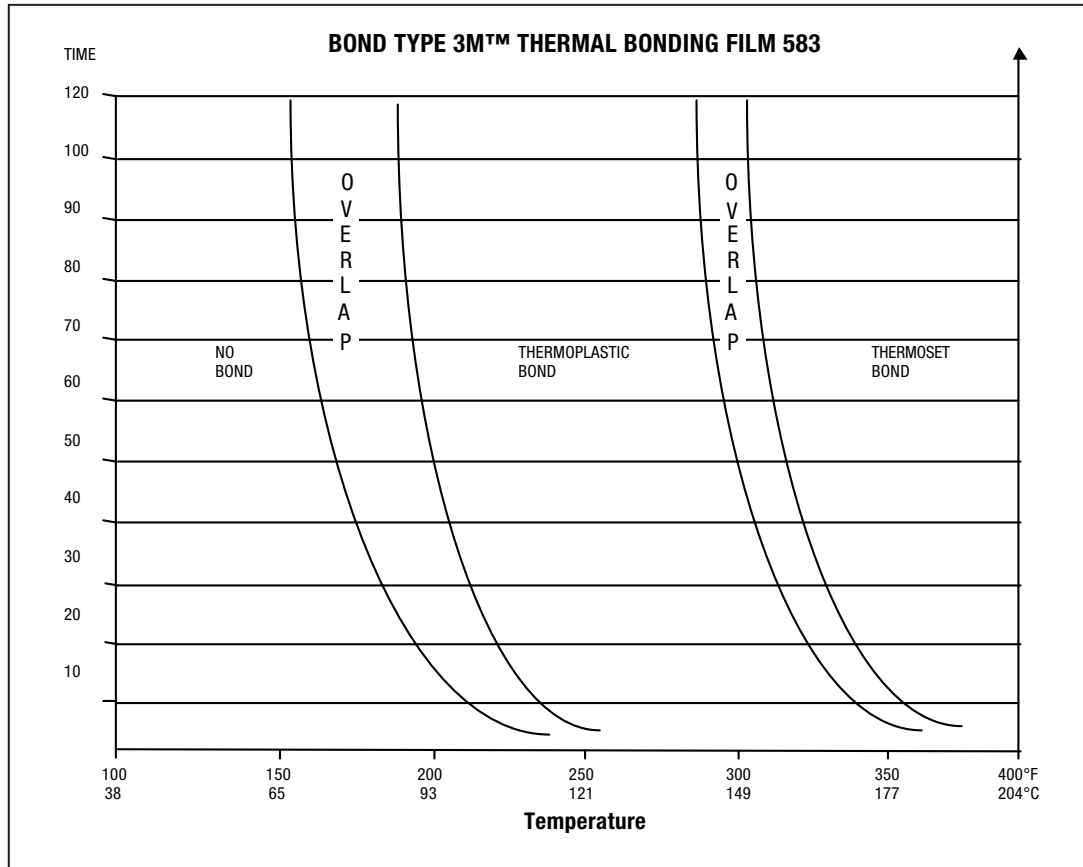
- OLS values given in psi (pounds per square inch). ASTM D1002. Peel values given in piw (pounds per inch width). ASTM D1876.
- OLS bonds were 1" x 1" using either FR-4 printed circuit board (alcohol wiped) or cold rolled steel (MEK wiped)* bonded to 20 mil etched aluminum. Sinteck 5/GL shear rate was 0.2"/minute.
- Peel bonds were 1/2" wide using either FR-4 printed circuit board (alcohol wiped) or cold rolled steel (MEK wiped) bonded to 4 mil etched aluminum. Sinteck 5/GL peel rate was 2"/minute.
- Samples not crosslinked ("no x-link") were bonded on Sencorp device for 5 seconds dwell (+10-15 seconds ramp time) at 149°C (300°F), 20 pounds pressure.
- Crosslinked ("x-linked") samples underwent Sencorp bond previously stated, plus oven bond at 177°C (350°F) (8 minutes ramp time and 5 minutes dwell at temperature). Sample was clamped between 63 mil aluminum using two #50 binder clips during bonding process.

***Note:** When using solvents, extinguish all ignition sources and follow the manufacturer's precautions and directions for use.

3M™ Thermal Bonding Film 583 Bond Graphs



3M™ Thermal Bonding Film 583 Bond Graphs



Electrical Data

Test	Method	Before X-Link	After X-Link
Dielectric Constant @ 1kHz	ASTM D-150	3.1	5.7
Dissipation Factor @ 1kHz	ASTM D-150	.064	.037
Dielectric Breakdown Strength (volts/mil)	ASTM D-149	3000 (on 1.5 mil)	990 (on 8 mil)
Surface Resistivity (ohms/sq.)	ASTM D-257	3.14×10^{10}	3.43×10^{10}
Volume Resistivity (ohms-cm.)	ASTM D-257	1.44×10^{12}	2.13×10^{13}

Thermal Data

Test	Method	Before X-Link		After X-Link
Weight Loss by TGA (Thermogravimetric analysis)	Perkin-Elmer Series 7 RT to 600°C, 10°C/min. in air	1% wt. loss 5% wt. loss 10% wt. loss	159°C 274°C 352°C	260°C 318°C 371°C
Coefficient of Thermal Expansion by TMA (Thermomechanical analysis)	Perkin-Elmer Series 7 -40°C to 125°C @ 10°C/min. (2 heat cycles, 2nd cycle reported)	Below Tg CTE/°C Above Tg CTE/°C	280×10^{-6} 740×10^{-6}	— 380×10^{-6}
Tg (extrapolated onset)	Perkin-Elmer Series 7 -40°C to 125°C @ 10°C/min.	4°C		20°C

Storage

Store product at or below 4°C (40°F) for maximum storage life. Higher temperatures reduce normal storage life.

Shelf Life

Shelf life is 6 months from date of shipment at 23°C (75°F) and 18 months from date of shipment at 4°C (40°F).

Important Note

Please consult Federal, State, and Local Regulations. State Volatile Organic Compound (VOC) regulations may prohibit the use of certain alcohol solutions or solvents. You should check with your state environmental authorities to determine whether use of a solution or solvent is restricted or prohibited.

Regulatory

For regulatory information about this product, contact your 3M representative.

Technical Information

The technical information, recommendations and other statements contained in this document are based upon tests or experience that 3M believes are reliable, but the accuracy or completeness of such information is not guaranteed.

Product Use

Many factors beyond 3M's control and uniquely within user's knowledge and control can affect the use and performance of a 3M product in a particular application. Given the variety of factors that can affect the use and performance of a 3M product, user is solely responsible for evaluating the 3M product and determining whether it is fit for a particular purpose and suitable for user's method of application.

Warranty, Limited Remedy, and Disclaimer

Unless an additional warranty is specifically stated on the applicable 3M product packaging or product literature, 3M warrants that each 3M product meets the applicable 3M product specification at the time 3M ships the product. 3M MAKES NO OTHER WARRANTIES OR CONDITIONS, EXPRESS OR IMPLIED, INCLUDING, BUT NOT LIMITED TO, ANY IMPLIED WARRANTY OR CONDITION OF MERCHANTABILITY OR FITNESS FOR A PARTICULAR PURPOSE OR ANY IMPLIED WARRANTY OR CONDITION ARISING OUT OF A COURSE OF DEALING, CUSTOM OR USAGE OF TRADE. If the 3M product does not conform to this warranty, then the sole and exclusive remedy is, at 3M's option, replacement of the 3M product or refund of the purchase price.

Limitation of Liability

Except where prohibited by law, 3M will not be liable for any loss or damage arising from the 3M product, whether direct, indirect, special, incidental or consequential, regardless of the legal theory asserted, including warranty, contract, negligence or strict liability.



Electronics Materials Solutions Division

3M Center, Building 224-3N-11
St. Paul, MN 55144-1000
1-800-251-8634 phone
651-778-4244 fax
www.3M.com/electronics

3M and Scotch-Brite are trademarks of 3M Company.
DuPont and Kapton are trademarks of E. I. du Pont de Nemours and Company or its affiliates.
Please recycle.
©3M 2015. All rights reserved.
78-9236-7069-5



Mouser Electronics

Authorized Distributor

Click to View Pricing, Inventory, Delivery & Lifecycle Information:

3M:

583 7100031382 7100215655