

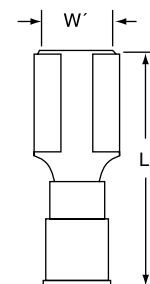


Scotchlok™ Terminals

MNG10-375DF

Female Disconnect, Nylon Insulated with Insulation Grip

Data Sheet



Product Number	Wire Range (AWG)	Mates with Male Tab Width (W') x Thickness	L	Barrel Length	Barrel I.D.	Maximum Insulation Diameter
MNG10-375DF	12-10	0.375 x 0.050	1.23	0.25	0.175	0.250

Specifications

Wire Size:	See Table Above
Barrel Seam:	Butted with Insulation Grip
Maximum Voltage Rating:	600 V Building Wire 1000 V signs or fixtures (Luminaires)
Maximum Operating Temp:	221°F (105°C)
Maximum Current:	Same as Wire
Insulator Material:	Nylon
Terminal Material:	Brass
Insulation Grip Material:	Brass
Plating:	Tin

Installation Information

WARNING


Turn power off before installing or removing terminal. All electrical work should be done according to appropriate electrical codes.


For use on stranded copper wire only.

Strip away the end 3/8 inch of wire insulation.

Make the crimp in the proper station of a recommended 3M crimp tool: TH-440, TH-450 (scissor style) or TR-482, TR-490 (ratchet style) hand tools.



 Barrel Crimp (Electrical)

 Insulation Crimp (Mechanical)

Engineering Specification

Crimp-Type Female Disconnect shall, electrically and mechanically, connect permanently to a prestripped end of a stranded copper wire: and have a tongue portion with fingers which grip a Male Disconnect in a separable, reusable manner, forming a Quick Connect Wiring Termination.

The connector line shall offer tongue for gripping 0.375" x 0.050" Male Tabs and barrel variations in construction (vinyl insulated, butted seam and nylon insulated with insulation grip, etc.). The tongue portion shall be marked with the wire range and manufacturer's symbol (↑).

The Nylon Insulated 0.375" Female Disconnect, with insulation grip, shall be tin plated 0.020" thick brass with a tongue for gripping a 0.375" x 0.050" Male Tab and a 0.25" long barrel attached to a tin plated brass funnel entry insulation grip, covered by a molded nylon sleeve, color coded and sized for a specified (AWG) wire range (12-10).

3M and Scotchlok are trademarks of 3M

IMPORTANT NOTICE

Before using this product, you must evaluate it and determine if it is suitable for your intended application. You assume all risks and liability associated with such use.

Warranty; Limited Remedy; Limited Liability. This product will be free from defects in material and manufacture as of the date of purchase. **3M MAKES NO OTHER WARRANTIES INCLUDING, BUT NOT LIMITED TO, ANY IMPLIED WARRANTY OF MERCHANTABILITY OR FITNESS FOR A PARTICULAR PURPOSE.** If this product is defective within the warranty period stated above, your exclusive remedy shall be, at 3M's option, to replace or repair the 3M product or refund the purchase price of the 3M product. **Except where prohibited by law, 3M will not be liable for any loss or damage arising from this 3M product, whether direct, indirect, special, incidental or consequential regardless of the legal theory asserted.**



Electrical Products Division

6801 River Place Blvd.
Austin, TX 78726-9000
<http://www.3M.com/elpd>

Litho in USA.
© 3M 2002 78-8125-9929-4-A

Mouser Electronics

Authorized Distributor

Click to View Pricing, Inventory, Delivery & Lifecycle Information:

3M:

[MNG10-375DFK](#)