



# Scotchlok™ 905

## Self-Stripping Electrical Connectors

### Data Sheet

#### Application

Use Part No. 905 to electrically connect two wires in a tap, inline, pigtail, or double run installation and insulate the connection. The 905 contains a deformable wire stop, inner channel.

#### Wire Range

18-14 AWG (.75-1.5 mm<sup>2</sup>) (outside channel)  
22-18 AWG (.5-.75 mm<sup>2</sup>) (inside channel) solid or stranded copper conductors. For use with common thermoplastic insulated wires such as: T, TF, TFF, TFN, TFFN, AWM, TEW, SAE-GPT with a maximum insulation diameter (outside of .145 inches (3.5 mm), (inside) .110 inches (2.8 mm). Maximum recommended current for general purpose applications: 22 AWG - 3 AMPS, 20 AWG - 4 AMPS, 18 AWG - 7 AMPS, 16 AWG - 10 AMPS, 14 AWG - 15 AMPS.

#### Construction

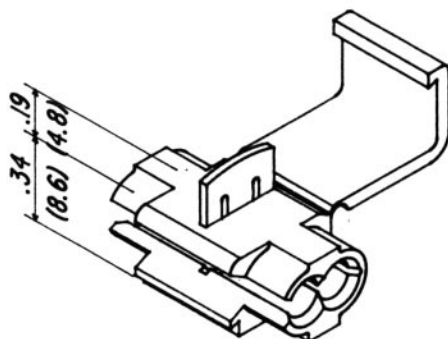
U-contact - Tin plated brass, .03 in. (.8 mm) thick  
Insulator - Polypropylene  
Color - red

#### Weight

.0032 lb. (1.45 gm)

#### Recommended Installation Tools

Mechanics (slip joint) Pliers  
9" Lineman's Pliers  
3M™ Crimping Tool No. E-9BM



inch  
(mm)

#### Installation Instructions

##### ⚠ WARNING

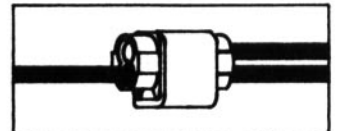
Turn power off before installing or removing terminal. All electrical work should be done according to appropriate electrical codes.

1. Place unstripped run wire inside appropriate channels.
2. On tap, inline, and pigtail applications ends of wires should always be placed midway between connector element and end of connector for proper installation.
3. Hold tool perpendicular to the wires and make the connection by driving the u-contact down flush with the top of the plastic insulator body.
4. Close hinged top cover until latched.

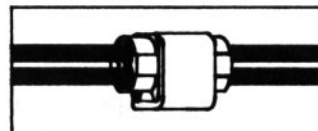
#### Typical Installations:



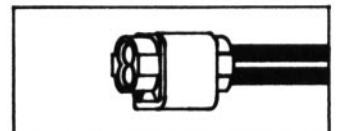
INLINE



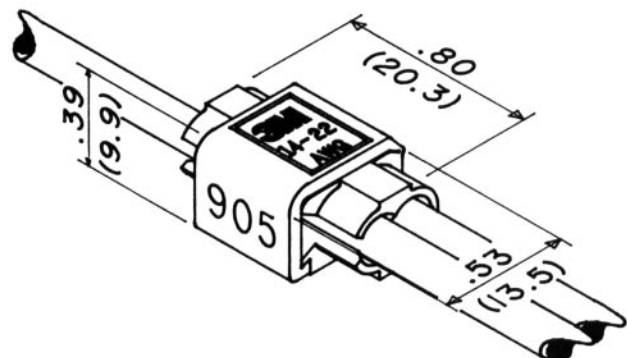
TAP



DOUBLE RUN



PIGTAIL



## Engineering Specification

Self-Stripping Electrical Connector (as manufactured by 3M, part No. 905) capable of connecting two solid or stranded copper wires, in the range of No. 22 thru No. 18 AWG (inside channel) and No. 18 thru No. 14 AWG (outside channel) in a tap, inline, double run, or pigtail application. Connector shall be voltage rated 32 volts maximum, and temperature rated 90°C maximum.

'3M' and 'Scotchlok' are trademarks of 3M Company.

### IMPORTANT NOTICE

Before using this product, you must evaluate it and determine if it is suitable for your intended application. You assume all risks and liability associated with such use.

**Warranty; Limited Remedy; Limited Liability.** This product will be free from defects in material and manufacture as of the date of purchase. **3M MAKES NO OTHER WARRANTIES INCLUDING, BUT NOT LIMITED TO, ANY IMPLIED WARRANTY OF MERCHANTABILITY OR FITNESS FOR A PARTICULAR PURPOSE.** If this product is defective within the warranty period stated above, your exclusive remedy shall be, at 3M's option, to replace or repair the 3M product or refund the purchase price of the 3M product. **Except where prohibited by law, 3M will not be liable for any loss or damage arising from this 3M product, whether direct, indirect, special, incidental or consequential regardless of the legal theory asserted.**



### Electrical Products Division

6801 River Place Blvd.  
Austin, TX 78726-9000  
[www.3M.com/elpd](http://www.3M.com/elpd)

Litho in USA  
©3M 2003 78-8126-5514-6-A

# Mouser Electronics

Authorized Distributor

Click to View Pricing, Inventory, Delivery & Lifecycle Information:

3M:

905-BULK